

Speedway's Top 10

1. Johnny Rutherford, Pennzoil Chaparral No. 4, 192.472 mph
2. Tom Bagley, Patrick Racing No. 70, 190.2
3. Spike Gehlhausen, Winton Sales No. 35, 189.314
4. Howdy Holmes, Starcraft R.V. No. 35, 187.305
5. Tim Richmond, Mach 1 Racing No. 21, 186.916
6. Jerry Sneva, Hugger's Beverage No. 7, 184.767
7. Pancho Carter, Alex XLNT Foods No. 10, 181.928
8. Bill Alsup, Alsup Racing No. 41, 181.305
9. Dennis Firestone, Scientific Drilling No. 18, 180.325
10. Al Unser, Longhorn Racing No. 10, 180.3

1980 Indy 500: Mon 5-5-80 Top Practice
Speeds

Clipped By:
doctorindy500
Apr 30, 2026

The Top Ten

1. Johnny Rutherford 192.472
Pennzoil Chaparral/Cosworth No. 4

2. Tom Bagley 190.2
Patrick Racing Wildcat IV/Cosworth No. 70

3. Rick Mears 189.713
Gould Charge Penske PC-9/Cosworth No. 1

4. Spike Gehlhausen 189.314
Winston Sales Penske PC-7/Cosworth No. 35

5. Mario Andretti 188.600
Essex Penske PC-9/Cosworth No. 12

6. Howdy Holmes 187.305
AMI Racing Lola/Cosworth No. 45

7. Tim Richmond 186.916
Hawaiian Tropic Penske PC-7/Cosworth No. 21

8. Jerry Sneva 184.767
Hugger's Beverage Coolers Lola/Cosworth No. 7

9. Pancho Carter 184.351
Alex XLNT Foods Penske PC-7/Cosworth No. 10

10. Johnny Parsons 183.599
Hopkins Lightning/Cosworth No. 15

1980 Indy 500: Tue 5-6-80 Top Practice
Speeds

Clipped By:
doctorindy500
Apr 30, 2026

THE DAY AT INDY

FAST LAPS (practice)—Johnny Rutherford (Fort Worth), Chaparral-Cosworth, 191.449 m.p.h.; Rick Mears (Bakersfield), Penske-Cosworth, 189.713; Spike Gelhausen (Speedway, Ind.), 188.758; Mario Andretti (Nazareth, Pa.), Penske-Cosworth, 186.066; Pancho Carter (Brownsburg, Ind.), Penske-Cosworth, 184.351; Bobby Unser (Albuquerque, N.M.), Penske-Cosworth, 183.083; Danny Ongais (Santa Ana), Parnelli-Cosworth, 182.667; Howdy Holmes (Ann Arbor, Mich.), Orbitor II-Cosworth, 182.334; Gordon Johncock (Phoenix), Wildcat-Cosworth, 181.636.

NOTES—Twenty-eight cars were on the track, including those of A. J. Foyt, Janet Guthrie, Tom Sneva and Al Unser for the first time.

1980 Indy 500: Tue 5-6-80 Top Practice
Speeds

Clipped By:
doctorindy500
May 2, 2026

Speedway's Top Ten

1. Johnny Rutherford Pennzoil Chaparral/Cosworth No. 4	192.472
2. Tom Bagley Patrick Racing Wildcat IV/Cosworth No. 70	190.2
3. Bobby Unser Essex Penske PC-9/Cosworth No. 11	190.034
4. Rick Mears Gould Charge Penske PC-9/Cosworth No. 1	189.73
5. Spike Gehlhausen Winton Sales Penske PC-7/Cosworth No. 35	189.314
6. Mario Andretti Essex Penske PC-9/Cosworth No. 12	188.600
7. Tim Richmond UNO-095 Starcruiser PC-7/Cosworth No. 21	188.482
8. Howdy Holmes AMI Racing Lola/Cosworth N. 45	187.539
9. Pancho Carter Alex XLNT Foods PC-7/Cosworth No. 10	185.147
10. Danny Ongais interscope Panasonic Parnelli/Cosworth No. 25	184.843

1980 Indy 500: Wed 5-7-80 Top Practice
Speeds

Clipped By:
doctorindy500
Apr 30, 2026

Auto Racing

THE DAY AT INDY

FAST LAPS (practice)—Johnny Rutherford (Ft. Worth), Chaparral-Cosworth, 191.002 m.p.h.; Bobby Unser (Albuquerque), Penske-Cosworth, 190.034; Tom Bagley (Centre Hall, Pa.), PR002-Cosworth, 189.314; Tim Richmond (Ashland, Ohio), PC7-Cosworth, 188.482; Mario Andretti (Nazareth, Pa.), Penske-Cosworth, 187.852; Howdy Holmes (Ann Arbor, Mich.), Oribtor-Cosworth, 187.539; Pancho Carter (Brownsburg, Ind.), PC7-Cosworth, 185.147.

SPINS—Frank Weiss (Indianapolis) hit wall Turn No. 4, suffered broken ankle and broken knee; Sheldon Kinser (Bloomington, Ind.), hit wall Turn No. 1, uninjured; Dennis Firestone (Gardena, Calif.), hit wall, uninjured.

Speedway Top Ten

1. Johnny Rutherford	192.472
Pennzoil Chaparral/Cosworth No. 4	
2. Mario Andretti	190.880
Essex Penske/Cosworth No. 12	
3. Bobby Unser	190.034
Norton Spirit Penske/Cosworth No. 11	
4. Tom Bagley	190.000
Kent Oil Wildcat/Cosworth No. 70	
5. Rick Mears	189.713
Gould Charge Penske/Cosworth No. 1	
6. Spike Gehlhausen	189.314
Winton Sales Penske/Cosworth No. 35	
7. Tim Richmond	188.482
Uno Q-95 Starcruiser Penske/Cosworth No. 21	
8. Howdy Holmes	187.539
Jiffy Mix Orbitor/Cosworth No. 43	
9. A.J. Foyt	187.071
Gilmore Parnelli/Cosworth No. 14T	
10. Tom Sneva	186.838
O'Connel Racing Phoenix/Cosworth No. 7	

1980 Indy 500: Thu 5-8-80 Top Practice
Speeds

Clipped By:
doctorindy500
Apr 30, 2026

Auto Racing

THE DAY AT INDY

FAST LAPS (practice)—Johnny Rutherford (Fort Worth, Tex.), Chaparral-189 m.p.h.—Bobby Unser (Albuquerque), PC9-Cosworth, 191.898; Mario Andretti (Nazareth, Pa.), 190.880/187—A.J. Foyt (Houston), Parnelli-Cosworth, Gordon Johncock (Phoenix), Wildcat-Cosworth, 186—Danny Ongais (Costa Mesa), Parnelli-Cosworth, Tom Sneva (Spokane), Phoenix-Cosworth, Tom Bagley (Centre Hall, Pa.), Wildcat-Cosworth, Pancho Carter (Brownsburg, Ind.), PC7-Cosworth, 185—Rick Mears (Bakersfield).

ACCIDENT—Johncock broke his left ankle when his car hit wall in Turn 1 and slid 400 feet coming to rest in Turn 2.

Speedway Top Ten

Pos.	Driver/Car	Speed
1.	Tim Richmond Uno-Q95 Starcruiser Penske PC-7/Cosworth	193.507
2.	Johnny Rutherford Pennzoil Chaparral/Cosworth No. 4T	193.009
3.	A.J. Foyt Gilmore Racing Parnelli/Cosworth No. 14T	192.555
4.	Spike Gehlhausen Winton Sales Penske PC-7/Cosworth No. 35	191.939
5.	Rick Mears Gould Charge Penske PC-9/Cosworth No. 1	191.734
6.	Mario Andretti Essex Penske PC-9/Cosworth	191.652
7.	Danny Ongais Interscope-Panasonic P6B/Cosworth No. 25	190.921
8.	Bobby Unser Norton Spirit Penske PC-9/Cosworth No. 11	190.476
9.	Tom Bagley Patrick Racing Wildcat IV/Cosworth No. 40	190.200
10.	Johnny Parsons Hopkins Lightning/Chevy V-6 No. 15T	188.640

1980 Indy 500: Fri 5-9-80 Top Practice
Speeds

Clipped By:
doctorindy500
Apr 30, 2026

Order Of Qualifying

Pos. No.	Driver	Fast Speed	Pos. No.	Driver	Fast Speed
1 24	Sheldon Kinser	173.578	21 34	Pete Halsmer	177.000
2 1	Rick Mears	191.734	22 47	Phil Caliva	175.644
3 69	Joe Saldana	N.T.	23 9	Tom Sneva	187.149
4 3	Tom Bigelow	175.000	24 2	Bill Vukovich	182.667
5 8	Dick Simon	185.000	25 79	Joe Saldana	N.T.
6 29	Billy Engelhart	180.252	26 41	Bill Alsup	181.305
7 43	Howdy Holmes	187.539	27 12	Mario Andretti	191.652
8 4	Johnny Rutherford	192.472	28 45	No Driver	187.305
9 26	Dick Ferguson	183.974	29 23	Jim McElreath	187.149
10 38	Jerry Karl	183.374	30 15	Johnny Parsons	186.066
11 48	Mike Mosley	182.405	31 40	Tom Bagley	185.490
12 25	Danny Ongais	190.921	32 94	Bill Whittington	N.T.
13 19	Dana Carter	179.784	33 82	Rick Muther	180.941
14 35	Spike Gehlhausen	191.939	34 20	Gordon Johncock	N.T.
15 55	Janet Guthrie	184.665	35 21	Tim Richmond	193.507
16 10T	Pancho Carter	N.T.	36 7	Jerry Sneva	184.767
17 14	A.J. Foyt	N.T.	37 76	Salt Walther	179.033
18 96	Don Whittinton	N.T.	38 4T	Johnny Rutherford	193.009
19 5	Al Unser	188.125	39 99	Hurley Haywood	N.T.
20 95	Larry Cannon	N.T.	40 11	Bobby Unser	190.476
			41 14T	A.J. Foyt	192.555
			42 44	Greg Leffler	N.T.
			43 10	Pancho Carter	186.615
			44 66	Roger Rager	185.835
			45 15T	Johnny Parsons	188.640
			46 28	Herm Johnson	N.T.
			47 81	Al Loquasto	170.036

**5 In Police
Department**

1980 Indy 500: Sat 5-10-80 Qualifying
Order

Clipped By:
doctorindy500
Apr 30, 2026



1980 500-Mile Race Qualification Scorecard

*--Rookie													
CAR NO.	DRIVER AND CAR	1ST LAP	2D LAP	3D LAP	4TH LAP	LAP AVG.	CAR NO.	DRIVER AND CAR	1ST LAP	2D LAP	3D LAP	4TH LAP	LAP AVG.
1	RICK MEARS PC-9/Cosworth						48	MIKE MOSLEY Eagle/Chevy 355					
2	BILL VUKOVICH Watson/Offy						49	PHIL CALIVA* McLaren/Offy					
3	TOM BIGELOW Orbitor-1/Cosworth						50	RICH VOGLER* Marta/Offy					
4	JOHNNY RUTHERFORD Chaparral/Cosworth						52	BOBBY FISHER* Eagle/Chevy 355					
5	AL UNSER LR-01/Cosworth						53	AL UNSER LR-01/Cosworth					
6	JIM McELREATH Penske/Cosworth						53T	AL UNSER LR-01/Cosworth					
7	JERRY SNEVA Lola/Cosworth						54	NO DRIVER Eagle/Offy					
8	DICK SIMON Volstedt/Offy						55	JANET GUTHRIE Lightning/Cosworth					
9	TOM SNEVA Phoenix/Cosworth						55T	JANET GUTHRIE Lightning/Drake V-8					
10	PANCHO CARTER PC-7/Cosworth						56	JIM HURTUBISE Mallard/Offy					
10T	PANCHO CARTER Lightning/Cosworth						57	TOM FRANTZ* McLaren/Cosworth					
11	BOBBY UNSER PC-9/Cosworth						58	SPIKE GEHLHAUSEN Lightning/Cosworth					
12	MARIO ANDRETTI PC-9/Cosworth						59	NO DRIVER Lightning/Offy					
14	A.J. FOYT Parnelli/Cosworth						61	NO DRIVER PC-7/Cosworth					
15	JOHNNY PARSONS Lightning/Cosworth						62	NO DRIVER Eagle-Volker					
15T	JOHNNY PARSONS Lightning/Offy						63	NO DRIVER PC-7/Cosworth					
16	NO DRIVER Parnelli/Foyt						65	BILL TEMPERO* Eagle/Chevy 355					
17	NO DRIVER Volstedt/Offy						66	ROGER RAGER* Wildcat/Chevy 355					
18	DENNIS FIRESTONE* PC-7/Cosworth						67	NO DRIVER McLaren/Offy					
19	DANA CARTER* McLaren/Offy						68	FRANK WEISS* Rascal/Chevy 355					
20	GORDON JOHNCOCK PR Wildcat/Cosworth						69	JOE SALDANA PC-7/Cosworth					
21	TIM RICHMOND* PC-7/Cosworth						70	NO DRIVER Wildcat IV-Cosworth					
21T	TIM RICHMOND* PC-7/Cosworth						72	NO DRIVER McLaren/Cosworth					
22	NO DRIVER Watson/Chevy 355						73	ROGER MEARS* Spirit/AMC					
23	NO DRIVER Eagle/Offy						75	LEE KUNZMAN McLaren/Chevy 355					
24	SHELDON KINSER Watson/Cosworth						76	VERN SCHUPPAN PC-6/Cosworth					
25	DANNY ONGAIS P&B/Cosworth						77	SALT WALTHER PC-6/Cosworth					
25T	DANNY ONGAIS P&B/Cosworth						78	RON SHUMAN* PC-6/Cosworth					
25x	DANNY ONGAIS Interscope-Porsche						79	NO DRIVER Spyder/Offy					
26	DICK FERGUSON* PC-6/Cosworth						80	LARRY DICKSON Penske/Cosworth					
28	HERM JOHNSON* Lightning/Offy						80T	LARRY DICKSON ARA-1AM/Chevy 355					
29	BILLY ENGELHART* McLaren-Cosworth						81	AL LOQUASTO McLaren/Cosworth					
30	PHIL THRESHIE ARA-1AM/Chevy 355						82	RICK MUTHER PC-6/Cosworth					
31	PHIL THRESHIE ARA-1AM/Chevy 355						83	NO DRIVER Coyote/Foyt					
32	TONY BETTENHAUSEN Eagle/Offy						84	NO DRIVER Coyote/Foyt					
34	PETE HALSMER Wildcat/DGS						86	RICK MUTHER Lightning/Offy					
35	SPIKE GEHLHAUSEN PC-7/Cosworth						88	NO DRIVER Lola/Cosworth					
36	MIKE MOSLEY Eagle/Cosworth						89	TOM SNEVA McLaren/Cosworth					
37	ROSS DAVIS* Wildcat/DGS						90	NO DRIVER PC-6/Cosworth					
38	JERRY KARL McLaren-Chevy 355						91	JOHN MAHLER Eagle/Offy					
39	JERRY KARL McLaren-Chevy 355						92	JOHN MAHLER PC-6/Offy					
40	TOM BAGLEY Phoenix/Cosworth						93	DON WHITTINGTON* Parnelli/Cosworth					
41	BILL ALSUP* PC-7/Cosworth						94	BILL WHITTINGTON* Parnelli/Cosworth					
42	JOHN WOOD* Eagle/Offy						95	LARRY CANNON Wildcat/DGS					
43	HOWDY HOLMES Orbitor-II/Cosworth						96	BILL WHITTINGTON* PC-9/Cosworth					
44	GREG LEFFLER* Lola/Cosworth						97	NO DRIVER King/Chevy 355					
45	NO DRIVER Lola/Chevy V-6						98	NO DRIVER King/Chevy 355					
46	GARY BETTENHAUSEN Wildcat/DGS						99	HURLEY HAYWOOD* Lightning/Chevy V-6					
47	NO DRIVER Chaparral/Cosworth												

1980 Indy 500: Sat 5-10-80 Qualification Scorecard

Clipped By:
doctorindy500
Apr 30, 2026

Qualifying Table

FIRST ROW																																
JOHNNY RUTHERFORD 4 — Pennzoil CHAPARRAL-COSWORTH  <table border="1"> <tr><td>46.80</td><td>192.308</td></tr> <tr><td>46.82</td><td>192.226</td></tr> <tr><td>46.73</td><td>192.596</td></tr> <tr><td>46.90</td><td>191.898</td></tr> <tr><td>Totals</td><td>3:07.25 192.256</td></tr> </table>	46.80	192.308	46.82	192.226	46.73	192.596	46.90	191.898	Totals	3:07.25 192.256	MARIO ANDRETTI 12 — Essex Motorsport PENSKE-COSWORTH  <table border="1"> <tr><td>46.93</td><td>191.775</td></tr> <tr><td>47.17</td><td>190.799</td></tr> <tr><td>47.23</td><td>190.557</td></tr> <tr><td>47.14</td><td>190.927</td></tr> <tr><td>Totals</td><td>3:08.47 191.012</td></tr> </table>	46.93	191.775	47.17	190.799	47.23	190.557	47.14	190.927	Totals	3:08.47 191.012	BOBBY UNSER 11 — Norton Spirit PENSKE-COSWORTH  <table border="1"> <tr><td>47.15</td><td>190.880</td></tr> <tr><td>47.38</td><td>189.954</td></tr> <tr><td>47.39</td><td>189.913</td></tr> <tr><td>47.56</td><td>189.235</td></tr> <tr><td>Totals</td><td>3:09.48 189.994</td></tr> </table>	47.15	190.880	47.38	189.954	47.39	189.913	47.56	189.235	Totals	3:09.48 189.994
46.80	192.308																															
46.82	192.226																															
46.73	192.596																															
46.90	191.898																															
Totals	3:07.25 192.256																															
46.93	191.775																															
47.17	190.799																															
47.23	190.557																															
47.14	190.927																															
Totals	3:08.47 191.012																															
47.15	190.880																															
47.38	189.954																															
47.39	189.913																															
47.56	189.235																															
Totals	3:09.48 189.994																															
SECOND ROW																																
SPIKE GEHLHAUSEN 35 — Winton Sales PENSKE-COSWORTH  <table border="1"> <tr><td>47.65</td><td>188.877</td></tr> <tr><td>47.34</td><td>190.114</td></tr> <tr><td>47.78</td><td>188.363</td></tr> <tr><td>48.37</td><td>186.066</td></tr> <tr><td>Totals</td><td>3:11.14 188.344</td></tr> </table>	47.65	188.877	47.34	190.114	47.78	188.363	48.37	186.066	Totals	3:11.14 188.344	JERRY SNEVA 7 — Hugger's LOLA-COSWORTH  <table border="1"> <tr><td>47.57</td><td>189.195</td></tr> <tr><td>47.69</td><td>188.719</td></tr> <tr><td>47.96</td><td>187.656</td></tr> <tr><td>48.42</td><td>185.874</td></tr> <tr><td>Totals</td><td>3:11.64 187.852</td></tr> </table>	47.57	189.195	47.69	188.719	47.96	187.656	48.42	185.874	Totals	3:11.64 187.852	RICK MEARS 1 — Gould Charge PENSKE-COSWORTH  <table border="1"> <tr><td>48.45</td><td>185.759</td></tr> <tr><td>48.13</td><td>186.994</td></tr> <tr><td>47.77</td><td>188.403</td></tr> <tr><td>47.66</td><td>188.838</td></tr> <tr><td>Totals</td><td>3:12.01 187.490</td></tr> </table>	48.45	185.759	48.13	186.994	47.77	188.403	47.66	188.838	Totals	3:12.01 187.490
47.65	188.877																															
47.34	190.114																															
47.78	188.363																															
48.37	186.066																															
Totals	3:11.14 188.344																															
47.57	189.195																															
47.69	188.719																															
47.96	187.656																															
48.42	185.874																															
Totals	3:11.64 187.852																															
48.45	185.759																															
48.13	186.994																															
47.77	188.403																															
47.66	188.838																															
Totals	3:12.01 187.490																															
THIRD ROW																																
JOHNNY PARSONS 15 — Hopkins LIGHTNING-OFFY  <table border="1"> <tr><td>47.90</td><td>187.891</td></tr> <tr><td>48.03</td><td>187.383</td></tr> <tr><td>48.14</td><td>186.955</td></tr> <tr><td>48.02</td><td>187.422</td></tr> <tr><td>Totals</td><td>3:12.09 187.412</td></tr> </table>	47.90	187.891	48.03	187.383	48.14	186.955	48.02	187.422	Totals	3:12.09 187.412	PANCHO CARTER 10 — Alex XLNT PENSKE-COSWORTH  <table border="1"> <tr><td>48.21</td><td>186.683</td></tr> <tr><td>48.27</td><td>186.451</td></tr> <tr><td>48.34</td><td>186.181</td></tr> <tr><td>48.23</td><td>186.606</td></tr> <tr><td>Totals</td><td>3:13.05 186.480</td></tr> </table>	48.21	186.683	48.27	186.451	48.34	186.181	48.23	186.606	Totals	3:13.05 186.480	AL UNSER 5 — Dairy Queen LR-01-COSWORTH  <table border="1"> <tr><td>48.13</td><td>186.994</td></tr> <tr><td>48.20</td><td>186.722</td></tr> <tr><td>48.36</td><td>186.104</td></tr> <tr><td>48.40</td><td>185.950</td></tr> <tr><td>Totals</td><td>3:13.09 186.442</td></tr> </table>	48.13	186.994	48.20	186.722	48.36	186.104	48.40	185.950	Totals	3:13.09 186.442
47.90	187.891																															
48.03	187.383																															
48.14	186.955																															
48.02	187.422																															
Totals	3:12.09 187.412																															
48.21	186.683																															
48.27	186.451																															
48.34	186.181																															
48.23	186.606																															
Totals	3:13.05 186.480																															
48.13	186.994																															
48.20	186.722																															
48.36	186.104																															
48.40	185.950																															
Totals	3:13.09 186.442																															
FOURTH ROW																																
ROGER RAGER 86 — Advance Clean Sweep WILDCAT-CHEVROLET  <table border="1"> <tr><td>47.91</td><td>187.852</td></tr> <tr><td>48.35</td><td>186.843</td></tr> <tr><td>48.30</td><td>186.335</td></tr> <tr><td>48.60</td><td>185.185</td></tr> <tr><td>Totals</td><td>3:13.16 186.374</td></tr> </table>	47.91	187.852	48.35	186.843	48.30	186.335	48.60	185.185	Totals	3:13.16 186.374	JIM McELREATH 23 — McElreath Racing PENSKE-COSWORTH  <table border="1"> <tr><td>47.99</td><td>187.539</td></tr> <tr><td>48.14</td><td>186.955</td></tr> <tr><td>48.47</td><td>185.682</td></tr> <tr><td>48.69</td><td>184.843</td></tr> <tr><td>Totals</td><td>3:13.39 186.249</td></tr> </table>	47.99	187.539	48.14	186.955	48.47	185.682	48.69	184.843	Totals	3:13.39 186.249	A.J. FOYT 14 — Gilmore PARNELLI-COSWORTH  <table border="1"> <tr><td>48.16</td><td>186.877</td></tr> <tr><td>48.53</td><td>185.452</td></tr> <tr><td>48.55</td><td>185.376</td></tr> <tr><td>48.48</td><td>184.313</td></tr> <tr><td>Totals</td><td>3:14.07 185.500</td></tr> </table>	48.16	186.877	48.53	185.452	48.55	185.376	48.48	184.313	Totals	3:14.07 185.500
47.91	187.852																															
48.35	186.843																															
48.30	186.335																															
48.60	185.185																															
Totals	3:13.16 186.374																															
47.99	187.539																															
48.14	186.955																															
48.47	185.682																															
48.69	184.843																															
Totals	3:13.39 186.249																															
48.16	186.877																															
48.53	185.452																															
48.55	185.376																															
48.48	184.313																															
Totals	3:14.07 185.500																															
FIFTH ROW																																
TOM BAGLEY 40 — Kent Oil WILDCAT-COSWORTH  <table border="1"> <tr><td>48.50</td><td>185.567</td></tr> <tr><td>48.45</td><td>185.759</td></tr> <tr><td>48.51</td><td>185.529</td></tr> <tr><td>47.71</td><td>184.767</td></tr> <tr><td>Totals</td><td>3:14.17 185.405</td></tr> </table>	48.50	185.567	48.45	185.759	48.51	185.529	47.71	184.767	Totals	3:14.17 185.405	TOM SNEVA 9 — O'Connell Racing PHOENIX-COSWORTH  <table border="1"> <tr><td>48.21</td><td>186.683</td></tr> <tr><td>48.37</td><td>186.066</td></tr> <tr><td>48.86</td><td>184.200</td></tr> <tr><td>48.85</td><td>184.237</td></tr> <tr><td>Totals</td><td>3:14.29 185.290</td></tr> </table>	48.21	186.683	48.37	186.066	48.86	184.200	48.85	184.237	Totals	3:14.29 185.290	LARRY CANNON 95 — Cannon Racing WILDCAT-DGS  <table border="1"> <tr><td>48.74</td><td>184.653</td></tr> <tr><td>49.14</td><td>183.150</td></tr> <tr><td>49.11</td><td>183.262</td></tr> <tr><td>49.46</td><td>181.965</td></tr> <tr><td>Totals</td><td>3:16.45 183.252</td></tr> </table>	48.74	184.653	49.14	183.150	49.11	183.262	49.46	181.965	Totals	3:16.45 183.252
48.50	185.567																															
48.45	185.759																															
48.51	185.529																															
47.71	184.767																															
Totals	3:14.17 185.405																															
48.21	186.683																															
48.37	186.066																															
48.86	184.200																															
48.85	184.237																															
Totals	3:14.29 185.290																															
48.74	184.653																															
49.14	183.150																															
49.11	183.262																															
49.46	181.965																															
Totals	3:16.45 183.252																															
SIXTH ROW																																
DICK FERGUSON 26 — Aero Electronics PENSKE-COSWORTH  <table border="1"> <tr><td>49.11</td><td>183.262</td></tr> <tr><td>49.32</td><td>182.482</td></tr> <tr><td>49.17</td><td>183.038</td></tr> <tr><td>49.25</td><td>182.841</td></tr> <tr><td>Totals</td><td>3:16.85 182.880</td></tr> </table>	49.11	183.262	49.32	182.482	49.17	183.038	49.25	182.841	Totals	3:16.85 182.880	<div style="border: 1px solid black; padding: 10px;"> <p><i>More Stories, Pages 2, 4, 7, 8</i></p> <p><i>Picture Page, Page 3</i></p> <p><i>Qualifying Scorecard, Page 5</i></p> </div>																					
49.11	183.262																															
49.32	182.482																															
49.17	183.038																															
49.25	182.841																															
Totals	3:16.85 182.880																															

Qualifying Order

Pos.	No.	Driver
1.	25	Danny Ongais
2.	96	Don Whittington
3.	82	Rick Muther
4.	69	Joe Saldana
5.	8	Dick Simon
6.	15T	Hurley Haywood
7.	47	Phil Caliva
8.	41	Bill Alsup
9.	55	Janet Guthrie
10.	79	Joe Saldana
11.	48	Mike Mosley
12.	81	Al Loquasto
13.	38	Jerry Karl

1980 Indy 500: Sun 5-11-80 Qualifying Order

Clipped By:
doctorindy500
Apr 30, 2026

1980 500-Mile Race Qualification Scorecard

*-Rookie









CAR NO.	DRIVER AND CAR	1ST LAP	2D LAP	3D LAP	4TH LAP	LAP AVG.
1	RICK MEARS PC-9/Cosworth	185.759	186.994	188.403	188.838	187.490
2	BILL YUKOVICH Watson/Offy					
3	TOM BIGELOW Orbitor-1/Cosworth					
4	JOHNNY RUTHERFORD Chaparral/Cosworth	192.308	192.226	192.596	191.898	192.256
5	AL UNSER LR-01/Cosworth	186.994	186.722	186.104	185.950	186.442
6	JIM McELREATH Penske/Cosworth					
7	JERRY SNEVA Lola/Cosworth	189.195	188.719	187.656	185.874	187.852
8	DICK SIMON Volstedt/Offy					
9	TOM SNEVA Phoenix/Cosworth	186.683	186.066	184.200	184.237	185.290
10	PANCHO CARTER PC-7/Cosworth	186.683	186.451	186.181	186.606	186.480
10*	PANCHO CARTER Lightning/Cosworth					
11	BOBBY UNSER PC-9/Cosworth	190.880	189.954	189.913	189.235	189.994
12	MARIO ANDRETTI PC-9/Cosworth	191.775	190.799	190.557	190.927	191.012
14	A.J. FOYT Parnelli/Cosworth	186.877	185.452	185.376	184.313	185.500
15	JOHNNY PARSONS Lightning/Cosworth					
15*	JOHNNY PARSONS Lightning/Offy	187.891	187.383	186.955	187.422	187.412
16	NO DRIVER Parnelli-Foyt					
17	NO DRIVER Volstedt-Offy					
18	DENNIS FIRESTONE* PC-7/Cosworth					
19	DANA CARTER* McLaren/Offy					
20	GORDON JOHNCOCK PC-6/Cosworth					
21	TIM RICHMOND* PC-7/Cosworth					
21*	TIM RICHMOND* PC-7/Cosworth					
22	NO DRIVER Watson/Chevy 355					
23	JIM McELREATH Penske/Cosworth	187.539	186.955	185.682	184.843	186.249
24	SHELDON KINSER Watson/Cosworth					
25	DANNY ONGAIS P6B/Cosworth					
25*	DANNY ONGAIS P-6B/Cosworth					
25*	DANNY ONGAIS InterScope-Porsche					
26	DICK FERGUSON* PC-6/Cosworth	183.262	182.482	183.036	182.841	182.880
28	HERM JOHNSON* Lightning/Offy					
29	BILLY ENGELHART* McLaren-Cosworth					
30	PHIL THRESHIE ARA-IAM/Chevy 355					
31	PHIL THRESHIE ARA-IAM/Chevy 355					
32	TONY BETTENHAUSEN Eagle/Offy					
34	PETE HALSMER Wildcat/DGS					
35	SPIKE GEHLHAUSEN PC-7/Cosworth	188.877	190.114	188.363	186.066	188.344
36	MIKE MOSLEY Eagle/Cosworth					
37	ROSS DAVIS* Wildcat/DGS					
38	JERRY KARL McLaren-Chevy 355					
39	JERRY KARL McLaren-Chevy 355					
40	TOM BAGLEY Wildcat/Cosworth	185.567	185.759	185.529	184.767	185.405
41	BILL ALSUP* PC-7/Cosworth					
42	JOHN WOOD* Eagle/Offy					
43	HOWDY HOLMES Orbitor-11/Cosworth					
44	GREG LEFFLER* Lola/Cosworth					
45	NO DRIVER Lola/Chevy V-6					
46	GARY BETTENHAUSEN Wildcat/DGS					
47	NO DRIVER Chaparral/Cosworth					

CAR NO.	DRIVER AND CAR	1ST LAP	2D LAP	3D LAP	4TH LAP	LAP AVG.
48	MIKE MOSLEY Eagle/Chevy 355					
49	PHIL CALIVA* McLaren/Offy					
50	RICH VOGLER* Manta/Offy					
52	BOBBY FISHER* Eagle/Chevy 355					
53	AL UNSER LR-01/Cosworth					
53*	AL UNSER LR-01/Cosworth					
54	NO DRIVER Eagle/Offy					
55	JANET GUTHRIE Lightning/Cosworth					
55*	JANET GUTHRIE Lightning/Drake V-8					
56	JIM HURTUBISE Mallard/Offy					
57	TOM FRANTZ* McLaren/Cosworth					
58	SPIKE GEHLHAUSEN Lightning/Cosworth					
59	NO DRIVER Lightning/Offy					
61	NO DRIVER PC-7/Cosworth					
62	NO DRIVER Eagle-Volker					
63	NO DRIVER PC-7/Cosworth					
65	BILL TEMPERO* Eagle/Chevy 355					
66	ROGER RAGER* Wildcat/Chevy 355	187.852	186.843	186.335	185.185	186.374
67	NO DRIVER McLaren/Offy					
68	FRANK WEISS* Rascar/Chevy 355					
69	JOE SALDANA PC-7/Cosworth					
70	NO DRIVER Wildcat IV-Cosworth					
72	NO DRIVER McLaren/Cosworth					
73	ROGER MEARS* Spirit/AMC					
75	LEE KUNZMAN McLaren/Chevy 355					
76	VERN SCHUPPAN PC-6/Cosworth					
77	SALT WALTHER PC-6/Cosworth					
78	RON SHUMAN* PC-6/Cosworth					
79	NO DRIVER Spyder/Offy					
80	LARRY DICKSON Penske/Cosworth					
80*	LARRY DICKSON ARA-IAM/Chevy 355					
81	AL LOQUASTO McLaren/Cosworth					
82	RICK MUTHER PC-6/Cosworth					
83	NO DRIVER Coyote/Foyt					
84	NO DRIVER Coyote/Foyt					
86	RICK MUTHER Lightning/Offy					
88	NO DRIVER Lola/Cosworth					
89	TOM SNEVA McLaren/Cosworth					
90	NO DRIVER PR Wildcat/Cosworth					
91	JOHN MAHLER Eagle/Offy					
92	JOHN MAHLER PC-6/Offy					
93	DON WHITTINGTON* Parnelli/Cosworth					
94	BILL WHITTINGTON* Parnelli/Cosworth					
95	LARRY CANNON Wildcat/DGS	184.653	183.150	183.262	181.965	183.252
96	BILL WHITTINGTON* PC-9/Cosworth					
97	NO DRIVER King/Chevy 355					
98	NO DRIVER King/Chevy 355					
99	HURLEY HAYWOOD* Lightning/Chevy V-6					

1980 Indy 500: Sun 5-11-80 Qualification Scorecard

Clipped By:
doctorindy500
Apr 30, 2026

Qualifying Table

FIRST ROW		
JOHNNY RUTHERFORD 4 — Pennzoil CHAPARRAL-COSWORTH	MARIO ANDRETTI 12 — Essex Motorsport PENSKE-COSWORTH	BOBBY UNSER 11 — Norton Spirit PENSKE-COSWORTH
 :46.80 192.308 :46.82 192.226 :46.73 192.556 :46.90 191.898 Totals 3:07.25 192.256	 :46.93 191.775 :47.17 190.799 :47.23 190.557 :47.14 190.927 Totals 3:08.47 191.012	 :47.15 190.880 :47.38 189.954 :47.39 189.913 :47.56 189.235 Totals 3:09.48 189.994
SECOND ROW		
SPIKE GEHLHAUSEN 35 — Winton Sales PENSKE-COSWORTH	JERRY SNEVA 7 — Huggers LOLA-COSWORTH	RICK MEARS 1 — Gould Charge PENSKE-COSWORTH
 :47.65 188.877 :47.34 190.114 :47.78 188.363 :48.37 186.066 Totals 3:11.14 188.344	 :47.57 189.195 :47.69 188.719 :47.96 187.656 :48.42 185.874 Totals 3:11.64 187.852	 :48.45 185.759 :48.13 186.994 :47.77 188.403 :47.66 188.838 Totals 3:12.01 187.490
THIRD ROW		
JOHNNY PARSONS 15 — Hopkins LIGHTNING-OFFY	PANCHO CARTER 10 — Alex XLNT PENSKE-COSWORTH	AL UNSER 5 — Dairy Queen L.R.-COSWORTH
 :47.90 187.891 :48.03 187.383 :48.14 186.955 :48.02 187.422 Totals 3:12.09 187.412	 :48.21 186.683 :48.27 186.451 :48.34 186.181 :48.23 186.606 Totals 3:13.05 186.480	 :48.13 186.994 :48.20 186.722 :48.36 186.104 :48.40 185.950 Totals 3:13.09 186.442
FOURTH ROW		
ROGER RAGER 66 — Advance Clean Sweep WILDCAT-CHEVROLET	JIM McELREATH 23 — McElreath Racing PENSKE-COSWORTH	A.J. FOYT 14 — Gilmore PARNELLI-COSWORTH
 :47.91 187.852 :48.35 186.843 :48.30 186.335 :48.60 185.185 Totals 3:13.16 186.374	 :47.99 187.539 :48.14 186.955 :48.47 185.682 :48.69 184.843 Totals 3:13.39 186.249	 :48.16 186.877 :48.53 185.452 :48.55 185.376 :48.48 184.313 Totals 3:14.07 185.500
FIFTH ROW		
TOM BAGLEY 40 — Kent Oil WILDCAT-COSWORTH	TOM SNEVA 9 — O'Connell Racing PHOENIX-COSWORTH	LARRY CANNON 95 — Cannon Racing WILDCAT-DGS
 :48.50 185.567 :48.45 185.759 :48.51 185.529 :47.71 184.767 Totals 3:14.17 185.405	 :48.21 186.683 :48.37 186.066 :48.86 184.200 :48.85 184.237 Totals 3:14.29 185.290	 :48.74 184.653 :49.14 183.150 :49.11 183.262 :49.46 181.965 Totals 3:16.45 183.252
SIXTH ROW		
DICK FERGUSON 26 — Aero Electronics PENSKE-COSWORTH	DANNY ONGAIS 25 — Interscope-Panasonic PAB-COSWORTH	GORDON JOHNCOCK 40 — North American Van Lines PENSKE-COSWORTH
 :49.11 183.262 :49.32 182.482 :49.17 183.038 :49.25 182.841 Totals 3:16.85 182.880	 :47.93 187.774 :48.18 186.800 :48.28 186.413 :48.53 185.452 Totals 3:12.92 186.606	 :48.28 186.413 :48.32 186.258 :48.38 186.027 :48.49 185.605 Totals 3:13.47 186.075
SEVENTH ROW		
DON WHITTINGTON 96 — Sun System PENSKE-COSWORTH	Time Trials Resume Next Weekend To Field The Fastest 33 Cars For The 64th 500-Mile Race	
 :48.71 184.767 :48.85 184.237 :49.25 182.741 :48.92 183.974 Totals 3:15.73 183.927		

Auto Racing

THE DAY AT INDY

FAST LAPS (practice)—Bobby Unser (Albuquerque, N.M.), Penske-Cosworth, 191.002 m.p.h.; Mario Andretti (Nazareth, Pa.), Penske-Cosworth, 188.719; Rick Mears (Bakersfield), Penske-Cosworth, 187.539.

NOTES—Bill Whittington (Fort Lauderdale, Fla.) completed refresher rookie test. Rain halted practice two hours early.

1980 Indy 500: Mon 5-12-80 Top Practice
Speeds

Clipped By:
doctorindy500
May 2, 2026

Auto Racing

THE DAY AT INDY

FAST LAPS (practice)—Rick Mears (Bakersfield), Penske-Cosworth, 185.417 m.p.h.; Tom Sneva (Spokane), Phoenix-Cosworth, 181.635.

SPIN—Rookie Jan Sneva spun into backstretch wall after losing control of car on his first practice run. He was not injured but car was damaged too badly to be repaired in time to complete his rookie test.

ROOKIES—Ronnie Shuman (Mesa, Ariz.), Rich Volger (Indianapolis), and Gordon Smiley (Dallas) completed rookie tests.

1980 Indy 500: Tue 5-13-80 Top Practice
Speeds

Clipped By:
doctorindy500
May 2, 2026

Auto Racing

THE DAY AT INDY

TOP SPEED—Rick Mears (Bakersfield), 188 m.p.h.; Dick Simon (Salt Lake City), 186; Pete Halsmer, 184.

CRASH—Tom Sneva (Spokane, Wash.), hit the first-turn wall when the right-front tire blew and virtually demolished the car, which had already qualified; Sneva suffered only a laceration on his left shin; Sneva will now probably try to qualify his backup car, which Vern Schuppan had been scheduled

1980 Indy 500: Wed 5-14-80 Top Practice
Speeds

Clipped By:
doctorindy500
May 2, 2026

THE DAY AT INDY

FAST LAPS (practice)—Spike Gehlhausen (Speedway, Ind.), PC-7 Cosworth, 184.843; *Billy Engelhart (Madison, Wis.), Wildcat-DGS, 183.936. *—Not qualified for race.

Note: Track was only open 66 minutes due to rain.

TODAY'S QUALIFYING—27 cars are scheduled to attempt to qualify although there is a 70% chance of rain.

1980 Indy 500: Fri 5-16-80 Top Practice
Speeds

Clipped By:
doctorindy500
May 2, 2026

THE DAY AT INDY

FAST LAPS (practice)—Al Unser (Albuquerque, N.M.), Longhorn-Cosworth, 188.363; *Gordon Smiley (Dallas), Wildcat-Cosworth, 187.891; *Vern Shuppan (Australia), Penske-Cosworth, 187.7774; Johnny Parsons (Speedway, Ind.), Lightning-Offy, 187.071; *Tim Richmond (Ashland, Ohio), PC7-Cosworth, 186.877.

*—Not qualified for race.

Note: Tom Sneva (Spokane), scheduled to start in fifth row until he wrecked his car Wednesday, will drive car No. 81, a McLaren-Cosworth in race and will start 33rd.

ROOKIES—Phil Caliva (Hermosa Beach, Calif.), became the seventh rookie and 11th driver to hit the wall when he spun in turn No. 3 and slid 570 feet in his McLaren-Offy. Tony Bettenhausen (Indianapolis) completed his rookie test while Roger Mears (Bakersfield) completed his refresher test.

Order Of Qualifying

Pos.	Car	Driver	Fast Time
1.	3	Tom Bigelow	182.556
2.	8	Dick Simon	186.0
3.	47	Phil Caliva	182.186
4.	41	Bill Alsup	184.275
5.	2	Bill Vukovich	182.667
6.	82	Rick Muther	181.084
7.	24	Sheldon Kinser	181.378
8.	99	Hurley Haywood	N.T.
9.	38	Jerry Karl	183.374
10.	55	Janet Guthrie	184.665
11.	91	John Mahler	N.T.
12.	69	Joe Saldana	185.071
13.	32	Tony Bettenhausen	178.6
14.	48	Mike Mosley	184.843
15.	59	Lee Kunzman	N.T.
16.	42	John Wood	N.T.
17.	34	Pete Halsmer	184.011
18.	21	Tim Richmond	186.877
19.	28	Herm Johnson	181.452
20.	89	Vern Schuppan	187.774
21.	76	Salt Walther	183.561
22.	78	Ron Shuman	174.656
23.	70	Gordon Smiley	187.891
24.	37	John Martin	N.T.
25.	97	Roger Mears	178.501
26.	29	Billy Engelhart	183.824
27.	94	Bill Whittington	179.748
28.	18	Dennis Firestone	182.408
29.	46	Gary Bettenhausen	N.T.
30.	43	Howdy Holmes	187.539
31.	16	George Snider	176+
32.	44	Greg Leffler	182.852
33.	67	Bob Harkey	178.147
34.	50	Rich Vogler	181.050
35.	79	No Driver	174.791
36.	65	Bill Tempero	174.384

N.T. — No time available.

1980 Indy 500: Sat 5-17-80 Qualifying
Order

Clipped By:
doctorindy500
Apr 30, 2026

1980 500-Mile Race Qualification Scorecard

*--Rookie

CAR NO.	DRIVER AND CAR	1ST LAP	2D LAP	3D LAP	4TH LAP	LAP AVG.	CAR NO.	DRIVER AND CAR	1ST LAP	2D LAP	3D LAP	4TH LAP	LAP AVG.
1	RICK MEARS PC-9/Cosworth	185.759	186.994	188.403	188.838	187.490	48	MIKE MOSLEY Eagle/Chevy 355					
2	BILL VUKOVICH Watson/Offy						49	PHIL CALIVA* McLaren/Offy					
3	TOM BIGELOW Orbitor-1/Cosworth						50	RICH VOGLER* Manta/Offy					
4	JOHNNY RUTHERFORD Chaparral/Cosworth	192.308	192.226	192.596	191.898	192.256	52	NO DRIVER Eagle/Chevy 355					
5	AL UNSER LR-01/Cosworth	186.994	186.722	186.104	185.950	186.442	54	NO DRIVER Eagle/Offy					
6	JIM McELREATH Penske/Cosworth						55	JANET GUTHRIE Lightning/Cosworth					
7	JERRY SNEVA Lola/Cosworth	189.195	188.719	187.656	185.874	187.852	55	JANET GUTHRIE Lightning/Drake V-8					
8	DICK SIMON Volstedt/Offy						56	JIM HURTUBISE Mallard/Offy					
9	TOM SNEVA Phoenix/Cosworth	186.683	186.066	184.200	184.237	185.290	57	TOM FRANTZ* McLaren/Cosworth					
10	PANCHO CARTER PC-7/Cosworth	186.683	186.451	186.181	186.606	186.480	58	NO DRIVER Lightning/Cosworth					
11	BOBBY UNSER PC-9/Cosworth	190.880	189.954	189.913	189.235	189.994	59	NO DRIVER Lightning/Offy					
12	MARIO ANDRETTI PC-9/Cosworth	191.775	190.799	190.557	190.927	191.012	61	NO DRIVER PC-7/Cosworth					
14	A.J. FOYT Parnelli/Cosworth	186.877	185.452	185.376	184.313	185.500	62	NO DRIVER Eagle/Volker					
15	JOHNNY PARSONS Lightning/Offy	187.891	187.383	186.955	187.422	187.412	63	NO DRIVER PC-7/Cosworth					
16	GEORGE SNIDER Parnelli/Foyt						65	BILL TEMPERO* Eagle/Chevy 355					
17	NO DRIVER Volstedt/Offy						66	ROGER RAGER* Wildcat/Chevy 355	187.852	186.843	186.335	185.185	186.374
18	DENNIS FIRESTONE* PC-7/Cosworth						68	BOB HARKEY Rascar/Chevy 355					
20	GORDON JOHNSON PC-6/Cosworth	186.413	186.258	186.027	185.605	186.075	69	JOE SALDANA PC-7/Cosworth					
21	TIM RICHMOND* PC-7/Cosworth						70	GORDON SMILEY Wildcat IV-Cosworth					
22	NO DRIVER Watson/Chevy 355						75	LEE KUNZMAN McLaren/Chevy 355					
23	JIM McELREATH Penske/Cosworth	187.539	186.955	185.682	184.843	186.249	77	SALT WALTHER PC-4/Cosworth					
24	SHELDON KINSER Watson/Cosworth						78	RON SHUMAN* PC-6/Cosworth					
25	DANNY ONGAIS P&B/Cosworth	187.774	186.800	186.413	185.452	186.606	79	NO DRIVER Spyder/Offy					
26	DICK FERGUSON* PC-6/Cosworth	183.262	182.482	183.038	182.841	182.880	81	AL LOQUASTO McLaren/Cosworth					
28	HERM JOHNSON* Lightning/Offy						82	RICK MUTHER PC-6/Cosworth					
29	BILLY ENGELHART* McLaren/Cosworth						83	NO DRIVER Coyote/Foyt					
30	PHIL THRESHIE ARA-IAM/Chevy 355						84	NO DRIVER Coyote/Foyt					
31	PHIL THRESHIE ARA-IAM/Chevy 355						86	RICK MUTHER Lightning/Offy					
32	TONY BETTENHAUSEN Eagle/Offy						88	NO DRIVER Lola/Cosworth					
34	PETE HALSMER Wildcat/DGS						89	VERN SCHUPPAN McLaren/Cosworth					
35	SPIKE GEHLHAUSEN PC-7/Cosworth	188.877	190.114	188.363	186.066	188.344	90	NO DRIVER PIL Wildcat/Cosworth					
37	JOHN MARTIN Wildcat/DGS						91	JOHN MAHLER Eagle/Offy					
38	JERRY KARL McLaren-Chevy 355						92	JOHN MAHLER PC-6/Offy					
39	JERRY KARL McLaren-Chevy 355						93	DON WHITTINGTON* Parnelli/Cosworth					
40	TOM BAGLEY Wildcat/Cosworth	185.567	185.759	185.529	184.767	185.405	94	BILL WHITTINGTON* Parnelli/Cosworth					
41	BILL ALSUP* PC-7/Cosworth						95	LARRY CANNON Wildcat/DGS	184.653	183.150	183.262	181.965	183.252
42	JOHN WOOD* Eagle/Offy						96	DON WHITTINGTON* PC-9/Cosworth	184.767	184.237	182.741	183.974	183.927
43	HOWDY HOLMES Orbitor-11/Cosworth						97	ROGER MEARS King/Chevy 355					
44	GREG LEFFLER* Lola/Cosworth						98	NO DRIVER King/Chevy 355					
46	GARY BETTENHAUSEN Wildcat/DGS						99	HURLEY HAYWOOD* Lightning/Chevy V-6					

1980 Indy 500: Sat 5-17-80 Qualification Scorecard

Clipped By:
doctorindy500
Apr 30, 2026

Order Of Qualifying

Pos.	Car	Driver	Fast Time
1.	3	Tom Bigelow	182.556
2.	8	Dick Simon	186.0
3.	47	Phil Caliva	182.186
4.	41	Bill Alsup	184.275
5.	2	Bill Vukovich	182.667
6.	82	Rick Muther	181.084
7.	24	Sheldon Kinser	181.378
8.	99	Hurley Haywood	N.T.
9.	38	Jerry Karl	183.374
10.	55	Janet Guthrie	184.665
11.	91	John Mahler	N.T.
12.	69	Joe Saldana	185.071
13.	32	Tony Bettenhausen	178.6
14.	48	Mike Mosley	184.843
15.	59	Lee Kunzman	N.T.
16.	42	John Wood	N.T.
17.	34	Pete Halsmer	184.011
18.	21	Tim Richmond	186.877
19.	28	Herm Johnson	181.452
20.	89	Vern Schuppan	187.774
21.	76	Salt Walther	183.561
22.	78	Ron Shuman	174.656
23.	70	Gordon Smiley	187.891
24.	37	John Martin	N.T.
25.	97	Roger Mears	178.501
26.	29	Billy Engelhart	183.824
27.	94	Bill Whittington	179.748
28.	18	Dennis Firestone	182.408
29.	46	Gary Bettenhausen	N.T.
30.	43	Howdy Holmes	187.539
31.	16	George Snider	176+
32.	44	Greg Leffler	182.852
33.	67	Bob Harkey	178.147
34.	50	Rich Vogler	181.050
35.	79	No Driver	174.791
36.	65	Bill Tempero	174.384
N.T. — No time available.			

1980 Indy 500: Sun 5-18-80 Qualifying
Order

Clipped By:
doctorindy500
Apr 30, 2026

1980 500-Mile Race Qualification Scorecard

—Rookie

CAR NO.	DRIVER AND CAR	1ST LAP	2D LAP	3D LAP	4TH LAP	LAP AVG.	CAR NO.	DRIVER AND CAR	1ST LAP	2D LAP	3D LAP	4TH LAP	LAP AVG.
1	RICK MEARS PC-9/Cosworth	185.759	186.994	188.403	188.838	187.490	48	MIKE MOSLEY Eagle/Chevy 355					
2	BILL VUKOVICH Watson/Offy						49	PHIL CALIVA* McLaren/Offy					
3	TOM BIGELOW Orbitor-1/Cosworth						50	RICH VOGLER* Mantia/Offy					
4	JOHNNY RUTHERFORD Chaparral/Cosworth	192.308	192.226	192.596	191.898	192.256	52	NO DRIVER Eagle/Chevy 355					
5	AL UNSER LR-01/Cosworth	186.994	186.722	186.104	185.950	186.442	54	NO DRIVER Eagle/Offy					
6	JIM McELREATH Penske/Cosworth						55	JANET GUTHRIE Lightning/Cosworth					
7	JERRY SNEVA Lola/Cosworth	189.195	188.719	187.656	185.874	187.852	55	JANET GUTHRIE Lightning/Drake V-8					
8	DICK SIMON Volstedt/Offy						56	JIM HURTBISE Mallard/Offy					
9	TOM SNEVA Phoenix/Cosworth	186.683	186.066	184.200	184.237	185.290	57	TOM FRANTZ* McLaren/Cosworth					
10	PANCHO CARTER PC-7/Cosworth	186.683	186.451	186.181	186.606	186.480	58	NO DRIVER Lightning/Cosworth					
11	BOBBY UNSER PC-9/Cosworth	190.880	189.954	189.913	189.235	189.994	59	NO DRIVER Lightning/Offy					
12	MARIO ANDRETTI PC-9/Cosworth	191.775	190.799	190.557	190.927	191.012	61	NO DRIVER PC-7/Cosworth					
14	A.J. FOYT Parnelli/Cosworth	186.877	185.452	185.376	184.313	185.500	62	NO DRIVER Eagle-Volker					
15	JOHNNY PARSONS Lightning/Offy	187.891	187.383	186.955	187.422	187.412	63	NO DRIVER PC-7/Cosworth					
16	GEORGE SNIDER Parnelli-Foyt						65	BILL TEMPERO* Eagle/Chevy 355					
17	NO DRIVER Volstedt/Offy						66	ROGER RAGER* Wildcat/Chevy 355	187.852	186.843	186.335	185.185	186.374
18	DENNIS FIRESTONE* PC-7/Cosworth						68	BOB HARKEY Rascal/Chevy 355					
20	GORDON JOHNSON PC-6/Cosworth	186.413	186.258	186.027	185.605	186.075	69	JOE SALDANA PC-7/Cosworth					
21	TIM RICHMOND* PC-7/Cosworth						70	GORDON SMILEY Wildcat IV-Cosworth					
22	NO DRIVER Watson/Chevy 355						75	LEE KUNZMAN McLaren/Chevy 355					
23	JIM McELREATH Penske/Cosworth	187.539	186.955	185.682	184.843	186.249	77	SALT WALTHER PC-6/Cosworth					
24	SHELDON KINSER Watson/Cosworth						78	RON SHUMAN* PC-6/Cosworth					
25	DANNY ONGAIS PBB/Cosworth	187.774	186.800	186.413	185.452	186.606	79	NO DRIVER Spyder/Offy					
26	DICK FERGUSON* PC-6/Cosworth	183.262	182.482	183.038	182.841	182.880	81	AL LOQUALUSTO McLaren/Cosworth					
28	HERM JOHNSON* Lightning/Offy						82	RICK MUTHYR PC-6/Cosworth					
29	BILLY ENGELHART* McLaren/Cosworth						83	NO DRIVER Coyote/Foyt					
30	PHIL THRESHIE ARA-1AM/Chevy 355						84	NO DRIVER Coyote/Foyt					
31	PHIL THRESHIE ARA-1AM/Chevy 355						86	RICK MUTHYR Lightning/Offy					
32	TONY BETTENHAUSEN Eagle/Offy						88	NO DRIVER Lola/Cosworth					
34	PETE HALSMER Wildcat/DGS						89	VERN SCHUPPAN McLaren/Cosworth					
35	SPIKE GEHLHAUSEN PC-7/Cosworth	188.877	190.114	188.363	186.066	188.344	90	NO DRIVER PR Wildcat/Cosworth					
37	JOHN MARTIN Wildcat/DGS						91	JOHN MAHLER Eagle/Offy					
38	JERRY KARL McLaren-Chevy 355						92	JOHN MAHLER PC-6/Offy					
39	JERRY KARL McLaren-Chevy 355						93	DON WHITTINGTON* Parnelli/Cosworth					
40	TOM BAGLEY Wildcat/Cosworth	185.567	185.759	185.529	184.767	185.405	94	BILL WHITTINGTON* Parnelli/Cosworth					
41	BILL ALSUP* PC-7/Cosworth						95	LARRY CANNON Wildcat/DGS	184.653	183.150	183.262	181.965	183.252
42	JOHN WOOD* Eagle/Offy						96	DON WHITTINGTON* PC-9/Cosworth	184.767	184.237	182.741	183.974	183.927
43	HOWDY HOLMES Orbitor-11/Cosworth						97	ROGER MEARS King/Chevy 355					
44	GREG LEFFLER* Lola/Cosworth						98	NO DRIVER King/Chevy 355					
46	GARY BETTENHAUSEN Wildcat/DGS						99	HURLEY HAYWOOD* Lightning/Chevy V-6					

1980 Indy 500: Sun 5-18-80 Qualification Scorecard

Clipped By:
doctorindy500
Apr 30, 2026

Indy 500 Field

FIRST ROW		
JOHNNY RUTHERFORD 4 — Pennell CHAPARRAL-COSWORTH 46.80 192.308 46.82 192.226 46.73 192.296 46.90 191.886 Totals 3:07.25 192.256	MARCO ANDRETTI 12 — Essex Motorsport PENSKER-COSWORTH 46.80 191.775 47.17 190.799 47.23 190.507 47.14 190.927 Totals 3:08.47 191.012	BOBBY UNSER 11 — Norton Spirit PENSKER-COSWORTH 47.15 190.886 47.38 189.955 47.29 189.911 47.56 189.522 Totals 3:09.48 189.956
SECOND ROW		
SPIKE GEHLHAUSEN 35 — Winton Sales PENSKER-COSWORTH 47.65 188.877 47.34 190.114 47.78 188.983 48.37 186.066 Totals 3:11.14 188.344	JERRY SNEVA 7 — Huggers LOLA-COSWORTH 47.37 189.195 47.69 188.719 47.96 187.656 48.42 185.274 Totals 3:11.64 187.852	RICK MEARS 1 — Gould Charge PENSKER-COSWORTH 48.45 185.756 48.13 186.994 47.77 189.401 47.66 188.832 Totals 3:12.01 187.496
THIRD ROW		
JOHNNY PARSONS 15 — Hopkins LIGHTNING-CHEVY 47.90 187.891 48.01 187.981 48.14 186.950 48.02 187.422 Totals 3:12.09 187.412	PANCHO CARTER 10 — Alex XLNT PENSKER-COSWORTH 48.21 186.683 48.37 186.431 48.34 186.181 48.23 186.666 Totals 3:13.05 186.480	AL UNSER 3 — Longhorn Racing LOLA-COSWORTH 48.13 186.994 48.20 186.722 48.36 186.104 48.40 185.956 Totals 3:13.09 186.442
FOURTH ROW		
ROGER RAGER 66 — Advance Clean Sweep WILDCAT-CHEVROLET 47.91 187.852 48.35 186.843 48.30 186.253 48.60 185.185 Totals 3:13.16 186.374	JIM McELREATH 23 — McElreath Racing PENSKER-COSWORTH 47.59 187.530 48.14 186.950 48.47 185.662 48.69 184.843 Totals 3:13.29 186.249	A.J. FOYT 11 — Gilmore PARNELL-COSWORTH 48.16 186.877 48.53 185.452 48.55 185.276 48.48 184.213 Totals 3:14.07 185.500
FIFTH ROW		
TOM BAGLEY 48 — Kret Oil WILDCAT-COSWORTH 48.50 185.567 48.45 185.759 48.51 185.238 47.71 184.767 Totals 3:14.17 185.495	LARRY CANNON 55 — Cannon Racing WILDCAT-DODG 48.74 184.653 49.14 183.150 49.11 183.262 49.46 181.963 Totals 3:16.45 183.252	DICK FERGUSON 26 — Aero Electronics PENSKER-COSWORTH 49.11 183.262 49.32 182.482 49.17 183.610 49.25 182.841 Totals 3:16.85 182.880
SIXTH ROW		
DANNY ONGAIS 25 — Interscope-Panasonic PBR-COSWORTH 47.93 187.774 48.38 186.886 48.28 186.413 48.53 185.452 Totals 3:12.82 186.606	GORDON JOHNCOCK 39 — North American Van Lines PENSKER-COSWORTH 48.28 186.413 48.32 186.258 48.38 186.027 48.49 185.605 Totals 3:13.47 186.075	DON WHITTINGTON 56 — Sun System PENSKER-COSWORTH 48.71 184.767 48.83 184.237 49.25 182.741 48.92 183.974 Totals 3:15.73 183.927
SEVENTH ROW		
TIM RICHMOND 21 — Uno-985 Starliner PENSKER-COSWORTH 47.75 186.482 47.84 186.917 47.92 187.813 47.84 188.227 Totals 3:11.15 188.334	GORDON SMILEY 79 — Goodyear/Patrick PENSKER-COSWORTH 47.82 187.725 48.21 186.682 48.21 186.297 48.21 185.583 Totals 3:12.67 186.848	GEORGE SNIDER 16 — Gilmore Racing Team PARNELL-COSWORTH 48.41 185.912 48.53 185.452 48.57 185.300 48.68 184.861 Totals 3:14.19 185.385
EIGHTH ROW		
BILLY ENGELHART 29 — Bendalls Racing MILAREN-COSWORTH 49.00 183.673 48.80 184.290 48.82 184.351 48.72 184.729 Totals 3:15.40 184.227	GREG LEFFLER 44 — Sarrault RV LOLA-COSWORTH 49.04 182.534 48.94 183.899 49.05 182.486 48.89 184.087 Totals 3:15.92 183.748	DENNIS FIRESTONE 18 — Scientific Drilling Controls MILAREN-COSWORTH 48.99 183.711 48.83 183.936 49.06 183.673 49.05 183.466 Totals 3:15.97 183.702
NINTH ROW		
HURLEY HAYWOOD 99 — Kins 99/Slay On LIGHTNING-CHEVY V4 48.79 184.464 48.81 184.282 49.27 182.667 49.25 182.741 Totals 3:18.12 183.561	ARTIE MOSLEY 45 — Tody Yip Racing EAGLE-CHEVY 49.02 183.599 49.04 183.529 49.01 182.628 49.17 183.038 Totals 3:18.24 183.449	BILL WHITTINGTON 84 — Sun System PARNELL-COSWORTH 49.00 183.673 48.96 183.748 48.99 183.327 49.37 182.297 Totals 3:18.44 183.262
TENTH ROW		
JERRY KARL 38 — Tenco Trailer MILAREN-CHEVY 49.10 183.299 48.98 183.824 49.03 183.486 49.60 181.452 Totals 3:18.71 183.011	DICK SIMON 8 — Silhouette Spas/Regal 8 VOLLESTED-OPEL 49.08 183.374 49.08 182.875 49.23 182.815 49.64 181.302 Totals 3:18.96 182.788	BILL VUKOVICH 2 — Hubler Chevrolet/WFMS WATSON-OPEL 49.16 183.076 49.19 182.299 49.31 182.519 49.43 182.741 Totals 3:17.00 182.741
ELEVENTH ROW		
TOM BIGELOW 41 — Armstrong Mould LOLA-COSWORTH 49.08 183.374 49.20 182.556 49.42 182.113 49.41 182.144 Totals 3:17.21 182.547	GARY BETTENHAUSEN 46 — Armstrong Mould WILDCAT-COSWORTH 49.15 183.113 49.25 182.741 49.27 182.667 49.63 181.342 Totals 3:17.30 182.463	TOM SNEVA 9 — Dejour Action Jeans MILAREN-COSWORTH 50.00 000.000 50.00 000.000 50.00 000.000 50.00 000.000 Totals 0:00.00 000.000

How They Finished



Fn-St	Driver	Laps	Reason Out
1	1 Johnny Rutherford	200	running
2	33 Tom Sneva	200	running
3	32 Gary Bettenhausen	200	running
4	17 Gordon Johncock	200	running
5	6 Rick Mears	199	running
6	8 Pancho Carter	199	running
7	16 Danny Ongais	199	running
8	31 Tom Bigelow	198	running
9	19 Tim Richmond	197	running
10	23 Greg Leffler	197	running
11	22 Billy Engelhart	193	running
12	30 Billy Vukovich	192	running
13	18 Don Whittington	178	running
14	12 A.J. Foyt	173	valve
15	21 George Snider	169	engine
16	24 Dennis Firestone	137	transmission
17	5 Jerry Sneva	130	accident
18	3 Bobby Unser	126	ignition coil
19	25 Hurley Haywood	126	turbocharger
20	2 Mario Andretti	71	engine
21	28 Jerry Karl	64	clutch
22	29 Dick Simon	58	lost wheel
23	10 Roger Rager	55	accident
24	11 Jim McElreath	54	accident
25	20 Gordon Smiley	47	turbocharger
26	7 Johnny Parsons	44	piston
27	9 Al Unser	33	cylinder
28	13 Tom Bagley	29	pump drive
29	4 Spike Gehlhausen	20	accident
30	27 Bill Whittington	9	accident
31	15 Dick Ferguson	9	accident
32	26 Mike Mosley	5	gasket
33	14 Larry Cannon	2	camshaft

TIME OF RACE: 3:29:59.56.

SPEED: 142.862.

LAP LEADERS: 1-15, Johnny Rutherford; 16-18, Roger Rager; 19-24, Gordon Johncock; 25-30, Bobby Unser; 31-35, Johncock; 36-39, Pancho Carter; 40-46, Rutherford; 47-56, Mario Andretti; 57, Carter; 58-72, Rutherford; 73, Tim Richmond; 74-85, Tom Sneva; 86-103, B. Unser; 104-113, Rutherford; 114-116, Rick Mears; 117, B. Unser; 118-142, Rutherford; 143-147, T. Sneva; 148-177, Rutherford; 178, Mears; 179-200, Rutherford.

YELLOW LIGHTS: Laps 4-6, Larry Cannon stopped in first turn; Laps 10-18, Dick Ferguson and Bill Whittington hit wall in second turn; Laps 46-49, Johnny Parsons stalled in first turn; Laps 57-62, Roger Rager and Jim McElreath accident in South Short Chute; Laps 73-75, Mario Andretti stalled in backstretch; Laps 85-90, Dick Whittington spun in fourth turn; Laps 118-124, Dick Simon lost right front wheel; Laps 132-137, Jerry Sneva hit wall in first turn; Laps 142-146, Dennis Firestone stalled on backstretch; Laps 157-159, Debris (beer can) on track in fourth turn. Total yellow lights — 13. Elapsed time under yellow — 56 minutes, 16 seconds.