

Event: IMS Open Test**Track:** Indianapolis Motor Speedway

2.5 mile(s)

**Report:** Combined Results of Practice

Verizon IndyCar Series

**As of:** Test Session 2

April 30, 2018

<u>Rank</u>	<u>Car</u>	<u>Driver Name</u>	<u>C/E/T</u>	<u>Session</u>	<u>Time</u>	<u>Speed</u>	<u>Total Laps</u>
1	14	Kanaan, Tony	D/C/F	Test Session 2	00:39.7912	226.181	62
2	22	Pagenaud, Simon	D/C/F	Test Session 2	00:39.8388	225.910	108
3	98	Andretti, Marco	D/H/F	Test Session 2	00:39.8871	225.637	45
4	88	Chaves, Gabby	D/C/F	Test Session 2	00:39.8884	225.630	81
5	9	Dixon, Scott	D/H/F	Test Session 2	00:39.9205	225.448	86
6	18	Bourdais, Sebastien	D/H/F	Test Session 2	00:39.9420	225.327	107
7	21	Pigot, Spencer	D/C/F	Test Session 2	00:39.9421	225.326	82
8	10	Jones, Ed	D/H/F	Test Session 2	00:39.9743	225.145	96
9	20	Carpenter, Ed	D/C/F	Test Session 2	00:40.0205	224.885	63
10	3	Castro-neves, Helio	D/C/F	Test Session 2	00:40.0582	224.673	109
11	15	Rahal, Graham	D/H/F	Test Session 2	00:40.1027	224.424	82
12	12	Power, Will	D/C/F	Test Session 2	00:40.1052	224.410	113
13	23	Kimball, Charlie	D/C/F	Test Session 2	00:40.1987	223.888	92
14	1	Newgarden, Josef	D/C/F	Test Session 2	00:40.2326	223.699	125
15	30	Sato, Takuma	D/H/F	Test Session 2	00:40.2667	223.510	89
16	59	Chilton, Max	D/C/F	Test Session 2	00:40.3138	223.249	75
17	26	Veach, Zach (R)	D/H/F	Test Session 2	00:40.3947	222.802	67
18	27	Rossi, Alexander	D/H/F	Test Session 2	00:40.4073	222.732	80
19	28	Hunter-Reay, Ryan	D/H/F	Test Session 1	00:40.4083	222.727	74
20	5	Hinchcliffe, James	D/H/F	Test Session 1	00:40.6016	221.666	95
21	60	Harvey, Jack (R)	D/H/F	Test Session 1	00:40.7999	220.589	89

(R) Rookie

Total Laps for Combined Sessions: 1820

(C)hassis: D=Dallara | (E)ngine: C=Chevy, H=Honda | (T)ire: F=Firestone

Event: ROP
Track: Indianapolis Motor Speedway
Report: Combined Results of Practice
As of: Practice 2

2.5 mile(s)



Verizon IndyCar Series
May 1, 2018



<u>Rank</u>	<u>Car</u>	<u>Driver Name</u>	<u>C/E/T</u>	<u>Session</u>	<u>Time</u>	<u>Speed</u>	<u>Total Laps</u>
1	5	Wickens, Robert (R)	D/H/F	Practice 1	00:40.8884	220.111	37
2	4	Leist, Matheus (R)	D/C/F	Practice 1	00:40.8956	220.073	71
3	5	Howard, Jay	D/H/F	Practice 2	00:40.9747	219.648	61
4	32	Kaiser, Kyle (R)	D/C/F	Practice 1	00:41.0078	219.470	74
5	24	Karam, Sage	D/C/F	Practice 2	00:41.1710	218.600	45
6	13	Patrick, Danica	D/C/F	Practice 2	00:41.1900	218.500	52
7	6	Wickens, Robert (R)	D/H/F	Practice 1	00:42.7340	210.605	15

(R) Rookie

Total Laps for Combined Sessions: 355

(C)hassis: D=Dallara | (E)ngine: C=Chevy, H=Honda | (T)ire: F=Firestone

Private Manufacturers Test
May 2, 2018

#	Driver	Team	Engine	Speed	
1	14	Tony Kanaan	A. J Foyt Racing	Chevrolet	226.7
2	20	Ed Carpenter	Ed Carpenter Racing	Chevrolet	225.4
3	88	Gabby Chaves	Harding Racing	Chevrolet	224.0
4	6	Robert Wickens (R)	Schmidt Peterson Motorsports	Honda	223.7
5	23	Charlie Kimball	Carlin	Chevrolet	221.5
6	13	Danica Patrick	Ed Carpenter Racing	Chevrolet	220.8
7	4	Matheus Leist (R)	A. J Foyt Racing	Chevrolet	220.5
8	10	Ed Jones	Chip Ganassi Racing	Honda	220.5
9	9	Scott Dixon	Chip Ganassi Racing	Honda	220.1
10	5	James Hinchcliffe	Schmidt Peterson Motorsports	Honda	219.8
11	59	Max Chilton	Carlin	Chevrolet	218.2

Event: 102nd Indianapolis 500
Track: Indianapolis Motor Speedway

Round 6
2.5 mile(s)



Report: Results of Session
Session: Practice 1

Verizon IndyCar Series
May 15, 2018



Rank	Car	Driver Name	C/E/T	Time	Speed	Diff	Gap	Best Lap	Total Laps
1	22	Pagenaud, Simon	D/C/F	00:39.8605	225.787	--.----	--.----	8	30
2	3	Castroneves, Helio	D/C/F	00:40.2783	223.445	0.4178	0.4178	3	29
3	1	Newgarden, Josef	D/C/F	00:40.3173	223.229	0.4568	0.0390	14	25
4	98	Andretti, Marco	D/H/F	00:40.3200	223.214	0.4595	0.0027	13	21
5	20	Carpenter, Ed	D/C/F	00:40.3364	223.124	0.4759	0.0164	16	26
6	12	Power, Will	D/C/F	00:40.3879	222.839	0.5274	0.0515	3	35
7	9	Dixon, Scott	D/H/F	00:40.4069	222.734	0.5464	0.0190	7	18
8	29	Munoz, Carlos	D/H/F	00:40.4342	222.584	0.5737	0.0273	12	24
9	26	Veach, Zach	D/H/F	00:40.4928	222.262	0.6323	0.0586	14	23
10	66	Hildebrand, JR	D/C/F	00:40.6101	221.620	0.7496	0.1173	17	18
11	88	Chaves, Gabby	D/C/F	00:40.6235	221.547	0.7630	0.0134	9	13
12	28	Hunter-Reay, Ryan	D/H/F	00:40.6466	221.421	0.7861	0.0231	29	31
13	5	Hinchliffe, James	D/H/F	00:40.6869	221.201	0.8264	0.0403	24	33
14	15	Rahal, Graham	D/H/F	00:40.7007	221.126	0.8402	0.0138	4	11
15	21	Pigot, Spencer	D/C/F	00:40.7118	221.066	0.8513	0.0111	6	37
16	30	Sato, Takuma	D/H/F	00:40.7304	220.965	0.8699	0.0186	9	18
17	27	Rossi, Alexander	D/H/F	00:40.7373	220.928	0.8768	0.0069	15	25
18	60	Harvey, Jack	D/H/F	00:40.8616	220.256	1.0011	0.1243	28	40
19	10	Jones, Ed	D/H/F	00:40.9044	220.025	1.0439	0.0428	9	27
20	23	Kimball, Charlie	D/C/F	00:41.1019	218.968	1.2414	0.1975	10	11
21	18	Bourdais, Sebastien	D/H/F	00:41.1324	218.806	1.2719	0.0305	5	5
22	59	Chilton, Max	D/C/F	00:41.1930	218.484	1.3325	0.0606	31	31
23	24	Karam, Sage	D/C/F	09:06.3892	16.472	8:26.5287	8:25.1962	1	1

(R) Rookie

Total Laps: 532

(C)hassis: D=Dallara | (E)ngine: C=Chevy, H=Honda | (T)ire: F=Firestone

Event: 102nd Indianapolis 500
Track: Indianapolis Motor Speedway

Round 6
2.5 mile(s)



Report: Results of Session
Session: Practice 2

Verizon IndyCar Series
May 15, 2018



Rank	Car	Driver Name	C/E/T	Time	Speed	Diff	Gap	Best Lap	Total Laps
1	3	Castroneves, Helio	D/C/F	00:40.0597	224.665	--.----	--.----	5	38
2	20	Carpenter, Ed	D/C/F	00:40.0850	224.523	0.0253	0.0253	33	39
3	7	Howard, Jay	D/H/F	00:40.0858	224.518	0.0261	0.0008	55	69
4	9	Dixon, Scott	D/H/F	00:40.1153	224.353	0.0556	0.0295	29	33
5	98	Andretti, Marco	D/H/F	00:40.1397	224.217	0.0800	0.0244	4	36
6	24	Karam, Sage	D/C/F	00:40.1790	223.998	0.1193	0.0393	40	60
7	23	Kimball, Charlie	D/C/F	00:40.1928	223.921	0.1331	0.0138	27	35
8	88	Chaves, Gabby	D/C/F	00:40.2433	223.640	0.1836	0.0505	18	29
9	26	Veach, Zach	D/H/F	00:40.2592	223.551	0.1995	0.0159	25	45
10	28	Hunter-Reay, Ryan	D/H/F	00:40.2707	223.488	0.2110	0.0115	39	66
11	21	Pigot, Spencer	D/C/F	00:40.2868	223.398	0.2271	0.0161	33	38
12	33	Davison, James	D/C/F	00:40.2963	223.346	0.2366	0.0095	17	21
13	30	Sato, Takuma	D/H/F	00:40.3037	223.305	0.2440	0.0074	32	49
14	22	Pagenaud, Simon	D/C/F	00:40.3074	223.284	0.2477	0.0037	56	57
15	6	Wickens, Robert (R)	D/H/F	00:40.3347	223.133	0.2750	0.0273	42	52
16	18	Bourdais, Sebastien	D/H/F	00:40.3659	222.960	0.3062	0.0312	16	46
17	10	Jones, Ed	D/H/F	00:40.3863	222.848	0.3266	0.0204	18	39
18	13	Patrick, Danica	D/C/F	00:40.4080	222.728	0.3483	0.0217	25	39
19	29	Munoz, Carlos	D/H/F	00:40.4130	222.701	0.3533	0.0050	38	50
20	64	Servia, Oriol	D/H/F	00:40.4137	222.697	0.3540	0.0007	15	17
21	25	Wilson, Stefan	D/H/F	00:40.4451	222.524	0.3854	0.0314	25	36
22	12	Power, Will	D/C/F	00:40.4504	222.495	0.3907	0.0053	16	48
23	27	Rossi, Alexander	D/H/F	00:40.4548	222.471	0.3951	0.0044	41	68
24	66	Hildebrand, JR	D/C/F	00:40.4938	222.256	0.4341	0.0390	28	38
25	5	Hinchliffe, James	D/H/F	00:40.5589	221.900	0.4992	0.0651	20	31
26	1	Newgarden, Josef	D/C/F	00:40.5675	221.852	0.5078	0.0086	19	35
27	15	Rahal, Graham	D/H/F	00:40.6007	221.671	0.5410	0.0332	63	64
28	60	Harvey, Jack	D/H/F	00:40.6321	221.500	0.5724	0.0314	41	67
29	14	Kanaan, Tony	D/C/F	00:40.6482	221.412	0.5885	0.0161	7	12
30	59	Chilton, Max	D/C/F	00:40.6668	221.311	0.6071	0.0186	30	30
31	19	Claman De Melo, Zachary (R)	D/H/F	00:40.7076	221.089	0.6479	0.0408	12	16
32	32	Kaiser, Kyle (R)	D/C/F	00:40.7781	220.707	0.7184	0.0705	30	45
33	17	Daly, Conor	D/H/F	00:41.6809	215.926	1.6212	0.9028	7	9
34	63	Mann, Pippa	D/H/F	00:41.9130	214.731	1.8533	0.2321	18	19

(R) Rookie

Total Laps: 1376

(C)hassis: D=Dallara | (E)ngine: C=Chevy, H=Honda | (T)ire: F=Firestone

Event: 102nd Indianapolis 500
Track: Indianapolis Motor Speedway

Round 6
2.5 mile(s)



Report: Combined Results of Practice
As of: Practice 2

Verizon IndyCar Series
May 15, 2018



<u>Rank</u>	<u>Car</u>	<u>Driver Name</u>	<u>C/E/T</u>	<u>Session</u>	<u>Time</u>	<u>Speed</u>	<u>Total Laps</u>
1	22	Pagenaud, Simon	D/C/F	Practice 1	00:39.8605	225.787	87
2	3	Castroneves, Helio	D/C/F	Practice 2	00:40.0597	224.665	67
3	20	Carpenter, Ed	D/C/F	Practice 2	00:40.0850	224.523	65
4	7	Howard, Jay	D/H/F	Practice 2	00:40.0858	224.518	69
5	9	Dixon, Scott	D/H/F	Practice 2	00:40.1153	224.353	51
6	98	Andretti, Marco	D/H/F	Practice 2	00:40.1397	224.217	57
7	24	Karam, Sage	D/C/F	Practice 2	00:40.1790	223.998	61
8	23	Kimball, Charlie	D/C/F	Practice 2	00:40.1928	223.921	46
9	88	Chaves, Gabby	D/C/F	Practice 2	00:40.2433	223.640	42
10	26	Veach, Zach	D/H/F	Practice 2	00:40.2592	223.551	68
11	28	Hunter-Reay, Ryan	D/H/F	Practice 2	00:40.2707	223.488	97
12	21	Pigot, Spencer	D/C/F	Practice 2	00:40.2868	223.398	75
13	33	Davison, James	D/C/F	Practice 2	00:40.2963	223.346	21
14	30	Sato, Takuma	D/H/F	Practice 2	00:40.3037	223.305	67
15	1	Newgarden, Josef	D/C/F	Practice 1	00:40.3173	223.229	60
16	6	Wickens, Robert (R)	D/H/F	Practice 2	00:40.3347	223.133	52
17	18	Bourdais, Sebastien	D/H/F	Practice 2	00:40.3659	222.960	51
18	10	Jones, Ed	D/H/F	Practice 2	00:40.3863	222.848	66
19	12	Power, Will	D/C/F	Practice 1	00:40.3879	222.839	83
20	13	Patrick, Danica	D/C/F	Practice 2	00:40.4080	222.728	39
21	29	Munoz, Carlos	D/H/F	Practice 2	00:40.4130	222.701	74
22	64	Servia, Oriol	D/H/F	Practice 2	00:40.4137	222.697	17
23	25	Wilson, Stefan	D/H/F	Practice 2	00:40.4451	222.524	36
24	27	Rossi, Alexander	D/H/F	Practice 2	00:40.4548	222.471	93
25	66	Hildebrand, JR	D/C/F	Practice 2	00:40.4938	222.256	56
26	5	Hinchliffe, James	D/H/F	Practice 2	00:40.5589	221.900	64
27	15	Rahal, Graham	D/H/F	Practice 2	00:40.6007	221.671	75
28	60	Harvey, Jack	D/H/F	Practice 2	00:40.6321	221.500	107
29	14	Kanaan, Tony	D/C/F	Practice 2	00:40.6482	221.412	12
30	59	Chilton, Max	D/C/F	Practice 2	00:40.6668	221.311	61
31	19	Claman De Melo, Zachary (R)	D/H/F	Practice 2	00:40.7076	221.089	16
32	32	Kaiser, Kyle (R)	D/C/F	Practice 2	00:40.7781	220.707	45
33	17	Daly, Conor	D/H/F	Practice 2	00:41.6809	215.926	9
34	63	Mann, Pippa	D/H/F	Practice 2	00:41.9130	214.731	19

(R) Rookie

Total Laps for Combined Sessions: 1908

(C)hassis: D=Dallara | (E)ngine: C=Chevy, H=Honda | (T)ire: F=Firestone

Event: 102nd Indianapolis 500
Track: Indianapolis Motor Speedway

Round 6
2.5 mile(s)



Report: Results of Session
Session: Practice 3

Verizon IndyCar Series
May 16, 2018



Rank	Car	Driver Name	C/E/T	Time	Speed	Diff	Gap	Best Lap	Total Laps
1	98	Andretti, Marco	D/H/F	00:39.6383	227.053	--,----	--,----	60	117
2	9	Dixon, Scott	D/H/F	00:39.7651	226.329	0.1268	0.1268	7	115
3	30	Sato, Takuma	D/H/F	00:39.8039	226.108	0.1656	0.0388	93	112
4	6	Wickens, Robert (R)	D/H/F	00:39.8078	226.086	0.1695	0.0039	93	113
5	23	Kimball, Charlie	D/C/F	00:39.8430	225.887	0.2047	0.0352	47	87
6	14	Kanaan, Tony	D/C/F	00:39.8688	225.740	0.2305	0.0258	16	85
7	88	Chaves, Gabby	D/C/F	00:39.9158	225.475	0.2775	0.0470	70	79
8	20	Carpenter, Ed	D/C/F	00:39.9709	225.164	0.3326	0.0551	8	93
9	64	Servia, Oriol	D/H/F	00:40.0118	224.934	0.3735	0.0409	95	115
10	24	Karam, Sage	D/C/F	00:40.0201	224.887	0.3818	0.0083	60	82
11	1	Newgarden, Josef	D/C/F	00:40.0417	224.766	0.4034	0.0216	73	90
12	13	Patrick, Danica	D/C/F	00:40.0766	224.570	0.4383	0.0349	28	85
13	29	Munoz, Carlos	D/H/F	00:40.0780	224.562	0.4397	0.0014	4	123
14	21	Pigot, Spencer	D/C/F	00:40.0812	224.544	0.4429	0.0032	14	86
15	7	Howard, Jay	D/H/F	00:40.0821	224.539	0.4438	0.0009	4	113
16	4	Leist, Matheus (R)	D/C/F	00:40.0879	224.507	0.4496	0.0058	6	59
17	59	Chilton, Max	D/C/F	00:40.0978	224.451	0.4595	0.0099	8	80
18	3	Castroneves, Helio	D/C/F	00:40.1039	224.417	0.4656	0.0061	43	98
19	27	Rossi, Alexander	D/H/F	00:40.1404	224.213	0.5021	0.0365	12	103
20	66	Hildebrand, JR	D/C/F	00:40.1556	224.128	0.5173	0.0152	28	69
21	12	Power, Will	D/C/F	00:40.1778	224.004	0.5395	0.0222	83	97
22	28	Hunter-Reay, Ryan	D/H/F	00:40.1859	223.959	0.5476	0.0081	13	112
23	60	Harvey, Jack	D/H/F	00:40.1923	223.923	0.5540	0.0064	106	117
24	22	Pagenaud, Simon	D/C/F	00:40.2276	223.727	0.5893	0.0353	82	98
25	63	Mann, Pippa	D/H/F	00:40.2445	223.633	0.6062	0.0169	58	78
26	26	Veach, Zach	D/H/F	00:40.2461	223.624	0.6078	0.0016	21	120
27	10	Jones, Ed	D/H/F	00:40.2518	223.592	0.6135	0.0057	18	68
28	32	Kaiser, Kyle (R)	D/C/F	00:40.3128	223.254	0.6745	0.0610	79	106
29	5	Hinchcliffe, James	D/H/F	00:40.3262	223.180	0.6879	0.0134	106	129
30	18	Bourdais, Sebastien	D/H/F	00:40.3325	223.145	0.6942	0.0063	27	110
31	17	Daly, Conor	D/H/F	00:40.4200	222.662	0.7817	0.0875	37	87
32	25	Wilson, Stefan	D/H/F	00:40.4621	222.430	0.8238	0.0421	12	104
33	33	Davison, James	D/C/F	00:40.4623	222.429	0.8240	0.0002	63	74
34	15	Rahal, Graham	D/H/F	00:40.5220	222.102	0.8837	0.0597	40	78
35	19	Claman De Melo, Zachary (R)	D/H/F	00:40.5729	221.823	0.9346	0.0509	9	67

(R) Rookie

Total Laps: 3349

(C)hassis: D=Dallara | (E)ngine: C=Chevy, H=Honda | (T)ire: F=Firestone

Event: 102nd Indianapolis 500
Track: Indianapolis Motor Speedway
Report: Combined Results of Practice
As of: Practice 3

Round 6
2.5 mile(s)



Verizon IndyCar Series
May 16, 2018



<u>Rank</u>	<u>Car</u>	<u>Driver Name</u>	<u>C/E/T</u>	<u>Session</u>	<u>Time</u>	<u>Speed</u>	<u>Total Laps</u>
1	98	Andretti, Marco	D/H/F	Practice 3	00:39.6383	227.053	174
2	9	Dixon, Scott	D/H/F	Practice 3	00:39.7651	226.329	166
3	30	Sato, Takuma	D/H/F	Practice 3	00:39.8039	226.108	179
4	6	Wickens, Robert (R)	D/H/F	Practice 3	00:39.8078	226.086	165
5	23	Kimball, Charlie	D/C/F	Practice 3	00:39.8430	225.887	133
6	22	Pagenaud, Simon	D/C/F	Practice 1	00:39.8605	225.787	185
7	14	Kanaan, Tony	D/C/F	Practice 3	00:39.8688	225.740	97
8	88	Chaves, Gabby	D/C/F	Practice 3	00:39.9158	225.475	121
9	20	Carpenter, Ed	D/C/F	Practice 3	00:39.9709	225.164	158
10	64	Servia, Oriol	D/H/F	Practice 3	00:40.0118	224.934	132
11	24	Karam, Sage	D/C/F	Practice 3	00:40.0201	224.887	143
12	1	Newgarden, Josef	D/C/F	Practice 3	00:40.0417	224.766	150
13	3	Castroneves, Helio	D/C/F	Practice 2	00:40.0597	224.665	165
14	13	Patrick, Danica	D/C/F	Practice 3	00:40.0766	224.570	124
15	29	Munoz, Carlos	D/H/F	Practice 3	00:40.0780	224.562	197
16	21	Pigot, Spencer	D/C/F	Practice 3	00:40.0812	224.544	161
17	7	Howard, Jay	D/H/F	Practice 3	00:40.0821	224.539	182
18	4	Leist, Matheus (R)	D/C/F	Practice 3	00:40.0879	224.507	59
19	59	Chilton, Max	D/C/F	Practice 3	00:40.0978	224.451	141
20	27	Rossi, Alexander	D/H/F	Practice 3	00:40.1404	224.213	196
21	66	Hildebrand, JR	D/C/F	Practice 3	00:40.1556	224.128	125
22	12	Power, Will	D/C/F	Practice 3	00:40.1778	224.004	180
23	28	Hunter-Reay, Ryan	D/H/F	Practice 3	00:40.1859	223.959	209
24	60	Harvey, Jack	D/H/F	Practice 3	00:40.1923	223.923	224
25	63	Mann, Pippa	D/H/F	Practice 3	00:40.2445	223.633	97
26	26	Veach, Zach	D/H/F	Practice 3	00:40.2461	223.624	188
27	10	Jones, Ed	D/H/F	Practice 3	00:40.2518	223.592	134
28	33	Davison, James	D/C/F	Practice 2	00:40.2963	223.346	95
29	32	Kaiser, Kyle (R)	D/C/F	Practice 3	00:40.3128	223.254	151
30	5	Hinchcliffe, James	D/H/F	Practice 3	00:40.3262	223.180	193
31	18	Bourdais, Sebastien	D/H/F	Practice 3	00:40.3325	223.145	161
32	17	Daly, Conor	D/H/F	Practice 3	00:40.4200	222.662	96
33	25	Wilson, Stefan	D/H/F	Practice 2	00:40.4451	222.524	140
34	15	Rahal, Graham	D/H/F	Practice 3	00:40.5220	222.102	153
35	19	Claman De Melo, Zachary (R)	D/H/F	Practice 3	00:40.5729	221.823	83

(R) Rookie

Total Laps for Combined Sessions: 5257

(C)hassis: D=Dallara | (E)ngine: C=Chevy, H=Honda | (T)ire: F=Firestone

Event: 102nd Indianapolis 500
Track: Indianapolis Motor Speedway

Round 6
2.5 mile(s)



Report: Results of Session
Session: Practice 4

Verizon IndyCar Series
May 17, 2018



Rank	Car	Driver Name	C/E/T	Time	Speed	Diff	Gap	Best Lap	Total Laps
1	15	Rahal, Graham	D/H/F	00:39.8148	226.047	--,----	--,----	2	102
2	14	Kanaan, Tony	D/C/F	00:39.8414	225.896	0.0266	0.0266	7	62
3	98	Andretti, Marco	D/H/F	00:39.8964	225.584	0.0816	0.0550	6	86
4	20	Carpenter, Ed	D/C/F	00:39.9834	225.093	0.1686	0.0870	9	97
5	24	Karam, Sage	D/C/F	00:40.0142	224.920	0.1994	0.0308	9	72
6	1	Newgarden, Josef	D/C/F	00:40.0510	224.713	0.2362	0.0368	2	75
7	19	Claman De Melo, Zachary (R)	D/H/F	00:40.0596	224.665	0.2448	0.0086	27	60
8	3	Castroneves, Helio	D/C/F	00:40.0757	224.575	0.2609	0.0161	100	110
9	21	Pigot, Spencer	D/C/F	00:40.1336	224.251	0.3188	0.0579	8	86
10	88	Chaves, Gabby	D/C/F	00:40.1463	224.180	0.3315	0.0127	14	73
11	22	Pagenaud, Simon	D/C/F	00:40.1502	224.158	0.3354	0.0039	59	87
12	9	Dixon, Scott	D/H/F	00:40.1834	223.973	0.3686	0.0332	87	98
13	12	Power, Will	D/C/F	00:40.1837	223.971	0.3689	0.0003	54	90
14	4	Leist, Matheus (R)	D/C/F	00:40.2242	223.746	0.4094	0.0405	32	59
15	18	Bourdais, Sebastien	D/H/F	00:40.2340	223.691	0.4192	0.0098	40	82
16	64	Servia, Oriol	D/H/F	00:40.2431	223.641	0.4283	0.0091	54	62
17	7	Howard, Jay	D/H/F	00:40.2493	223.606	0.4345	0.0062	67	73
18	60	Harvey, Jack	D/H/F	00:40.2584	223.556	0.4436	0.0091	77	94
19	10	Jones, Ed	D/H/F	00:40.2903	223.379	0.4755	0.0319	73	79
20	66	Hildebrand, JR	D/C/F	00:40.2954	223.351	0.4806	0.0051	10	57
21	23	Kimball, Charlie	D/C/F	00:40.3002	223.324	0.4854	0.0048	17	32
22	27	Rossi, Alexander	D/H/F	00:40.3625	222.979	0.5477	0.0623	9	85
23	29	Munoz, Carlos	D/H/F	00:40.3627	222.978	0.5479	0.0002	45	78
24	6	Wickens, Robert (R)	D/H/F	00:40.3793	222.886	0.5645	0.0166	19	63
25	32	Kaiser, Kyle (R)	D/C/F	00:40.4023	222.760	0.5875	0.0230	25	91
26	28	Hunter-Reay, Ryan	D/H/F	00:40.4102	222.716	0.5954	0.0079	30	92
27	59	Chilton, Max	D/C/F	00:40.4191	222.667	0.6043	0.0089	45	45
28	25	Wilson, Stefan	D/H/F	00:40.4684	222.396	0.6536	0.0493	41	96
29	33	Davison, James	D/C/F	00:40.4890	222.283	0.6742	0.0206	25	81
30	13	Patrick, Danica	D/C/F	00:40.5011	222.216	0.6863	0.0121	60	68
31	5	Hinchcliffe, James	D/H/F	00:40.5118	222.157	0.6970	0.0107	2	83
32	63	Mann, Pippa	D/H/F	00:40.5198	222.114	0.7050	0.0080	10	69
33	30	Sato, Takuma	D/H/F	00:40.5815	221.776	0.7667	0.0617	3	89
34	17	Daly, Conor	D/H/F	00:40.6168	221.583	0.8020	0.0353	5	89
35	26	Veach, Zach	D/H/F	00:40.6608	221.343	0.8460	0.0440	80	106

(R) Rookie

Total Laps: 2771

(C)hassis: D=Dallara | (E)ngine: C=Chevy, H=Honda | (T)ire: F=Firestone

Event: 102nd Indianapolis 500
Track: Indianapolis Motor Speedway
Report: Combined Results of Practice
As of: Practice 4

Round 6
2.5 mile(s)



Verizon IndyCar Series
May 17, 2018



<u>Rank</u>	<u>Car</u>	<u>Driver Name</u>	<u>C/E/T</u>	<u>Session</u>	<u>Time</u>	<u>Speed</u>	<u>Total Laps</u>
1	98	Andretti, Marco	D/H/F	Practice 3	00:39.6383	227.053	260
2	9	Dixon, Scott	D/H/F	Practice 3	00:39.7651	226.329	264
3	30	Sato, Takuma	D/H/F	Practice 3	00:39.8039	226.108	268
4	6	Wickens, Robert (R)	D/H/F	Practice 3	00:39.8078	226.086	228
5	15	Rahal, Graham	D/H/F	Practice 4	00:39.8148	226.047	255
6	14	Kanaan, Tony	D/C/F	Practice 4	00:39.8414	225.896	159
7	23	Kimball, Charlie	D/C/F	Practice 3	00:39.8430	225.887	165
8	22	Pagenaud, Simon	D/C/F	Practice 1	00:39.8605	225.787	272
9	88	Chaves, Gabby	D/C/F	Practice 3	00:39.9158	225.475	194
10	20	Carpenter, Ed	D/C/F	Practice 3	00:39.9709	225.164	255
11	64	Servia, Oriol	D/H/F	Practice 3	00:40.0118	224.934	194
12	24	Karam, Sage	D/C/F	Practice 4	00:40.0142	224.920	215
13	1	Newgarden, Josef	D/C/F	Practice 3	00:40.0417	224.766	225
14	19	Claman De Melo, Zachary (R)	D/H/F	Practice 4	00:40.0596	224.665	143
15	3	Castroneves, Helio	D/C/F	Practice 2	00:40.0597	224.665	275
16	13	Patrick, Danica	D/C/F	Practice 3	00:40.0766	224.570	192
17	29	Munoz, Carlos	D/H/F	Practice 3	00:40.0780	224.562	275
18	21	Pigot, Spencer	D/C/F	Practice 3	00:40.0812	224.544	247
19	7	Howard, Jay	D/H/F	Practice 3	00:40.0821	224.539	255
20	4	Leist, Matheus (R)	D/C/F	Practice 3	00:40.0879	224.507	118
21	59	Chilton, Max	D/C/F	Practice 3	00:40.0978	224.451	186
22	27	Rossi, Alexander	D/H/F	Practice 3	00:40.1404	224.213	281
23	66	Hildebrand, JR	D/C/F	Practice 3	00:40.1556	224.128	182
24	12	Power, Will	D/C/F	Practice 3	00:40.1778	224.004	270
25	28	Hunter-Reay, Ryan	D/H/F	Practice 3	00:40.1859	223.959	301
26	60	Harvey, Jack	D/H/F	Practice 3	00:40.1923	223.923	318
27	18	Bourdais, Sebastien	D/H/F	Practice 4	00:40.2340	223.691	243
28	63	Mann, Pippa	D/H/F	Practice 3	00:40.2445	223.633	166
29	26	Veach, Zach	D/H/F	Practice 3	00:40.2461	223.624	294
30	10	Jones, Ed	D/H/F	Practice 3	00:40.2518	223.592	213
31	33	Davison, James	D/C/F	Practice 2	00:40.2963	223.346	176
32	32	Kaiser, Kyle (R)	D/C/F	Practice 3	00:40.3128	223.254	242
33	5	Hinchcliffe, James	D/H/F	Practice 3	00:40.3262	223.180	276
34	17	Daly, Conor	D/H/F	Practice 3	00:40.4200	222.662	185
35	25	Wilson, Stefan	D/H/F	Practice 2	00:40.4451	222.524	236

(R) Rookie

Total Laps for Combined Sessions: 8028

(C)hassis: D=Dallara | (E)ngine: C=Chevy, H=Honda | (T)ire: F=Firestone

Event: 102nd Indianapolis 500
Track: Indianapolis Motor Speedway

Round 6
2.5 mile(s)



Report: Results of Session
Session: Practice 5

Verizon IndyCar Series
May 18, 2018



Rank	Car	Driver Name	C/E/T	Time	Speed	Diff	Gap	Best Lap	Total Laps
1	98	Andretti, Marco	D/H/F	00:38.8262	231.802	--,----	--,----	10	31
2	6	Wickens, Robert (R)	D/H/F	00:38.8379	231.732	0.0117	0.0117	2	35
3	20	Carpenter, Ed	D/C/F	00:38.9499	231.066	0.1237	0.1120	6	37
4	64	Servia, Oriol	D/H/F	00:39.0884	230.247	0.2622	0.1385	11	40
5	12	Power, Will	D/C/F	00:39.1679	229.780	0.3417	0.0795	13	32
6	18	Bourdais, Sebastien	D/H/F	00:39.1747	229.740	0.3485	0.0068	14	40
7	14	Kanaan, Tony	D/C/F	00:39.2157	229.500	0.3895	0.0410	5	24
8	4	Leist, Matheus (R)	D/C/F	00:39.2388	229.365	0.4126	0.0231	13	32
9	25	Wilson, Stefan	D/H/F	00:39.2545	229.273	0.4283	0.0157	17	47
10	27	Rossi, Alexander	D/H/F	00:39.2611	229.235	0.4349	0.0066	5	58
11	88	Chaves, Gabby	D/C/F	00:39.2782	229.135	0.4520	0.0171	15	42
12	3	Castroneves, Helio	D/C/F	00:39.2804	229.122	0.4542	0.0022	15	42
13	21	Pigot, Spencer	D/C/F	00:39.2895	229.069	0.4633	0.0091	5	15
14	1	Newgarden, Josef	D/C/F	00:39.3024	228.994	0.4762	0.0129	12	30
15	32	Kaiser, Kyle (R)	D/C/F	00:39.3237	228.870	0.4975	0.0213	8	62
16	22	Pagenaud, Simon	D/C/F	00:39.3259	228.857	0.4997	0.0022	3	44
17	10	Jones, Ed	D/H/F	00:39.3621	228.646	0.5359	0.0362	7	50
18	23	Kimball, Charlie	D/C/F	00:39.3831	228.524	0.5569	0.0210	10	24
19	7	Howard, Jay	D/H/F	00:39.4106	228.365	0.5844	0.0275	16	25
20	13	Patrick, Danica	D/C/F	00:39.4245	228.284	0.5983	0.0139	10	13
21	9	Dixon, Scott	D/H/F	00:39.4334	228.233	0.6072	0.0089	4	13
22	29	Munoz, Carlos	D/H/F	00:39.4688	228.028	0.6426	0.0354	12	38
23	28	Hunter-Reay, Ryan	D/H/F	00:39.4929	227.889	0.6667	0.0241	11	42
24	30	Sato, Takuma	D/H/F	00:39.5115	227.782	0.6853	0.0186	10	44
25	17	Daly, Conor	D/H/F	00:39.5257	227.700	0.6995	0.0142	16	33
26	24	Karam, Sage	D/C/F	00:39.5442	227.593	0.7180	0.0185	15	43
27	19	Claman De Melo, Zachary (R)	D/H/F	00:39.5926	227.315	0.7664	0.0484	4	11
28	26	Veach, Zach	D/H/F	00:39.5928	227.314	0.7666	0.0002	2	34
29	5	Hinchcliffe, James	D/H/F	00:39.6019	227.262	0.7757	0.0091	25	41
30	66	Hildebrand, JR	D/C/F	00:39.6053	227.242	0.7791	0.0034	46	49
31	63	Mann, Pippa	D/H/F	00:39.6082	227.226	0.7820	0.0029	44	45
32	59	Chilton, Max	D/C/F	00:39.6321	227.089	0.8059	0.0239	14	34
33	15	Rahal, Graham	D/H/F	00:39.6806	226.811	0.8544	0.0485	11	54
34	33	Davison, James	D/C/F	00:39.6991	226.705	0.8729	0.0185	24	37
35	60	Harvey, Jack	D/H/F	00:39.7157	226.611	0.8895	0.0166	8	19

(R) Rookie

Total Laps: 1260

(C)hassis: D=Dallara | (E)ngine: C=Chevy, H=Honda | (T)ire: F=Firestone

Event: 102nd Indianapolis 500
Track: Indianapolis Motor Speedway
Report: Combined Results of Practice
As of: Practice 5

Round 6
2.5 mile(s)



verizon
indycar
series

Verizon IndyCar Series
May 18, 2018



<u>Rank</u>	<u>Car</u>	<u>Driver Name</u>	<u>C/E/T</u>	<u>Session</u>	<u>Time</u>	<u>Speed</u>	<u>Total Laps</u>
1	98	Andretti, Marco	D/H/F	Practice 5	00:38.8262	231.802	291
2	6	Wickens, Robert (R)	D/H/F	Practice 5	00:38.8379	231.732	263
3	20	Carpenter, Ed	D/C/F	Practice 5	00:38.9499	231.066	292
4	64	Servia, Oriol	D/H/F	Practice 5	00:39.0884	230.247	234
5	12	Power, Will	D/C/F	Practice 5	00:39.1679	229.780	302
6	18	Bourdais, Sebastien	D/H/F	Practice 5	00:39.1747	229.740	283
7	14	Kanaan, Tony	D/C/F	Practice 5	00:39.2157	229.500	183
8	4	Leist, Matheus (R)	D/C/F	Practice 5	00:39.2388	229.365	150
9	25	Wilson, Stefan	D/H/F	Practice 5	00:39.2545	229.273	283
10	27	Rossi, Alexander	D/H/F	Practice 5	00:39.2611	229.235	339
11	88	Chaves, Gabby	D/C/F	Practice 5	00:39.2782	229.135	236
12	3	Castroneves, Helio	D/C/F	Practice 5	00:39.2804	229.122	317
13	21	Pigot, Spencer	D/C/F	Practice 5	00:39.2895	229.069	262
14	1	Newgarden, Josef	D/C/F	Practice 5	00:39.3024	228.994	255
15	32	Kaiser, Kyle (R)	D/C/F	Practice 5	00:39.3237	228.870	304
16	22	Pagenaud, Simon	D/C/F	Practice 5	00:39.3259	228.857	316
17	10	Jones, Ed	D/H/F	Practice 5	00:39.3621	228.646	263
18	23	Kimball, Charlie	D/C/F	Practice 5	00:39.3831	228.524	189
19	7	Howard, Jay	D/H/F	Practice 5	00:39.4106	228.365	280
20	13	Patrick, Danica	D/C/F	Practice 5	00:39.4245	228.284	205
21	9	Dixon, Scott	D/H/F	Practice 5	00:39.4334	228.233	277
22	29	Munoz, Carlos	D/H/F	Practice 5	00:39.4688	228.028	313
23	28	Hunter-Reay, Ryan	D/H/F	Practice 5	00:39.4929	227.889	343
24	30	Sato, Takuma	D/H/F	Practice 5	00:39.5115	227.782	312
25	17	Daly, Conor	D/H/F	Practice 5	00:39.5257	227.700	218
26	24	Karam, Sage	D/C/F	Practice 5	00:39.5442	227.593	258
27	19	Claman De Melo, Zachary (R)	D/H/F	Practice 5	00:39.5926	227.315	154
28	26	Veach, Zach	D/H/F	Practice 5	00:39.5928	227.314	328
29	5	Hinchcliffe, James	D/H/F	Practice 5	00:39.6019	227.262	317
30	66	Hildebrand, JR	D/C/F	Practice 5	00:39.6053	227.242	231
31	63	Mann, Pippa	D/H/F	Practice 5	00:39.6082	227.226	211
32	59	Chilton, Max	D/C/F	Practice 5	00:39.6321	227.089	220
33	15	Rahal, Graham	D/H/F	Practice 5	00:39.6806	226.811	309
34	33	Davison, James	D/C/F	Practice 5	00:39.6991	226.705	213
35	60	Harvey, Jack	D/H/F	Practice 5	00:39.7157	226.611	337

(R) Rookie

Total Laps for Combined Sessions: 9288

(C)hassis: D=Dallara | (E)ngine: C=Chevy, H=Honda | (T)ire: F=Firestone

Event: 102nd Indianapolis 500
Track: Indianapolis Motor Speedway

Round 6
2.5 mile(s)



Report: Results of Session
Session: Practice 6

Verizon IndyCar Series
May 19, 2018



Rank	Car	Driver Name	C/E/T	Time	Speed	Diff	Gap	Best Lap	Total Laps
1	3	Castroneves, Helio	D/C/F	00:39.2148	229.505	--,----	--,----	5	9
2	12	Power, Will	D/C/F	00:39.2988	229.015	0.0840	0.0840	5	7
3	66	Hildebrand, JR	D/C/F	00:39.5151	227.761	0.3003	0.2163	3	7
4	88	Chaves, Gabby	D/C/F	00:39.6860	226.780	0.4712	0.1709	3	8
5	24	Karam, Sage	D/C/F	00:39.6927	226.742	0.4779	0.0067	6	7
6	64	Servia, Oriol	D/H/F	00:39.6971	226.717	0.4823	0.0044	6	6
7	30	Sato, Takuma	D/H/F	00:39.7044	226.675	0.4896	0.0073	3	11
8	33	Davison, James	D/C/F	00:39.7182	226.596	0.5034	0.0138	4	14
9	15	Rahal, Graham	D/H/F	00:39.9480	225.293	0.7332	0.2298	5	7
10	1	Newgarden, Josef	D/C/F	00:43.2982	207.861	4.0834	3.3502	2	2
11	22	Pagenaud, Simon	D/C/F	01:05.4573	137.494	26.2425	22.1591	1	1

(R) Rookie

Total Laps: 79

(C)hassis: D=Dallara | (E)ngine: C=Chevy, H=Honda | (T)ire: F=Firestone

Event: 102nd Indianapolis 500
Track: Indianapolis Motor Speedway

Round 6
2.5 mile(s)



Report: Combined Results of Practice
As of: Practice 6

Verizon IndyCar Series
May 19, 2018



<u>Rank</u>	<u>Car</u>	<u>Driver Name</u>	<u>C/E/T</u>	<u>Session</u>	<u>Time</u>	<u>Speed</u>	<u>Total Laps</u>
1	98	Andretti, Marco	D/H/F	Practice 5	00:38.8262	231.802	291
2	6	Wickens, Robert (R)	D/H/F	Practice 5	00:38.8379	231.732	263
3	20	Carpenter, Ed	D/C/F	Practice 5	00:38.9499	231.066	292
4	64	Servia, Oriol	D/H/F	Practice 5	00:39.0884	230.247	240
5	12	Power, Will	D/C/F	Practice 5	00:39.1679	229.780	309
6	18	Bourdais, Sebastien	D/H/F	Practice 5	00:39.1747	229.740	283
7	3	Castroneves, Helio	D/C/F	Practice 6	00:39.2148	229.505	326
8	14	Kanaan, Tony	D/C/F	Practice 5	00:39.2157	229.500	183
9	4	Leist, Matheus (R)	D/C/F	Practice 5	00:39.2388	229.365	150
10	25	Wilson, Stefan	D/H/F	Practice 5	00:39.2545	229.273	283
11	27	Rossi, Alexander	D/H/F	Practice 5	00:39.2611	229.235	339
12	88	Chaves, Gabby	D/C/F	Practice 5	00:39.2782	229.135	244
13	21	Pigot, Spencer	D/C/F	Practice 5	00:39.2895	229.069	262
14	1	Newgarden, Josef	D/C/F	Practice 5	00:39.3024	228.994	257
15	32	Kaiser, Kyle (R)	D/C/F	Practice 5	00:39.3237	228.870	304
16	22	Pagenaud, Simon	D/C/F	Practice 5	00:39.3259	228.857	317
17	10	Jones, Ed	D/H/F	Practice 5	00:39.3621	228.646	263
18	23	Kimball, Charlie	D/C/F	Practice 5	00:39.3831	228.524	189
19	7	Howard, Jay	D/H/F	Practice 5	00:39.4106	228.365	280
20	13	Patrick, Danica	D/C/F	Practice 5	00:39.4245	228.284	205
21	9	Dixon, Scott	D/H/F	Practice 5	00:39.4334	228.233	277
22	29	Munoz, Carlos	D/H/F	Practice 5	00:39.4688	228.028	313
23	28	Hunter-Reay, Ryan	D/H/F	Practice 5	00:39.4929	227.889	343
24	30	Sato, Takuma	D/H/F	Practice 5	00:39.5115	227.782	323
25	66	Hildebrand, JR	D/C/F	Practice 6	00:39.5151	227.761	238
26	17	Daly, Conor	D/H/F	Practice 5	00:39.5257	227.700	218
27	24	Karam, Sage	D/C/F	Practice 5	00:39.5442	227.593	265
28	19	Claman De Melo, Zachary (R)	D/H/F	Practice 5	00:39.5926	227.315	154
29	26	Veach, Zach	D/H/F	Practice 5	00:39.5928	227.314	328
30	5	Hinchcliffe, James	D/H/F	Practice 5	00:39.6019	227.262	317
31	63	Mann, Pippa	D/H/F	Practice 5	00:39.6082	227.226	211
32	59	Chilton, Max	D/C/F	Practice 5	00:39.6321	227.089	220
33	15	Rahal, Graham	D/H/F	Practice 5	00:39.6806	226.811	316
34	33	Davison, James	D/C/F	Practice 5	00:39.6991	226.705	227
35	60	Harvey, Jack	D/H/F	Practice 5	00:39.7157	226.611	337

(R) Rookie

Total Laps for Combined Sessions: 9367

(C)hassis: D=Dallara | (E)ngine: C=Chevy, H=Honda | (T)ire: F=Firestone

Event: 102nd Indianapolis 500
Track: Indianapolis Motor Speedway

Round 6
2.5 mile(s)



Report: Unofficial Qualification Results
Session: Qualifications - Day 1

Verizon IndyCar Series
May 19, 2018



Rank	Car	Driver Name	C/E/T	Lap 1	Lap 2	Lap 3	Lap 4	Total Time	Speed	Qualified On	Status
1	3	Castroneves, Helio	D/C/F	39.3460	39.2828	39.2875	39.3444	02:37.2607	228.919	Day 1	
2	20	Carpenter, Ed	D/C/F	39.2557	39.3170	39.3552	39.4888	02:37.4167	228.692	Day 1	
3	22	Pagenaud, Simon	D/C/F	39.4325	39.3977	39.4066	39.4477	02:37.6845	228.304	Day 1	
4	12	Power, Will	D/C/F	39.4830	39.4398	39.4305	39.4071	02:37.7604	228.194	Day 1	
5	18	Bourdais, Sebastien	D/H/F	39.4156	39.4224	39.5001	39.4941	02:37.8322	228.090	Day 1	
6	21	Pigot, Spencer	D/C/F	39.4337	39.4239	39.4618	39.5394	02:37.8588	228.052	Day 1	
7	1	Newgarden, Josef	D/C/F	39.4263	39.4308	39.4464	39.5573	02:37.8608	228.049	Day 1	
8	9	Dixon, Scott	D/H/F	39.4394	39.4830	39.5551	39.5682	02:38.0457	227.782	Day 1	
9	13	Patrick, Danica	D/C/F	39.4684	39.5436	39.5527	39.6007	02:38.1654	227.610	Day 1	
10	27	Rossi, Alexander	D/H/F	39.4294	39.5200	39.6090	39.6412	02:38.1996	227.561	Day 1	
11	14	Kanaan, Tony	D/C/F	39.6028	39.5189	39.5403	39.5743	02:38.2363	227.508	Day 1	
12	4	Leist, Matheus	D/C/F	39.5120	39.6111	39.5717	39.5878	02:38.2826	227.441	Day 1	
13	10	Jones, Ed	D/H/F	39.5935	39.6425	39.6612	39.6969	02:38.5941	226.995	Day 1	
14	28	Hunter-Reay, Ryan	D/H/F	39.5556	39.6166	39.7279	39.7237	02:38.6238	226.952	Day 1	
15	29	Munoz, Carlos	D/H/F	39.6732	39.7171	39.7207	39.7592	02:38.8702	226.600	Day 1	
16	66	Hildebrand, JR	D/C/F	39.6965	39.6848	39.7542	39.8054	02:38.9409	226.499	Day 1	
17	98	Andretti, Marco	D/H/F	39.7218	39.8197	39.7832	39.8590	02:39.1837	226.154	Day 1	
18	7	Howard, Jay	D/H/F	39.7591	39.7870	39.8063	39.8709	02:39.2233	226.098	Day 1	
19	24	Karam, Sage	D/C/F	39.8609	39.7629	39.7871	39.8350	02:39.2459	226.065	Day 1	
20	6	Wickens, Robert	D/H/F	39.7459	39.8424	39.8592	39.8766	02:39.3241	225.955	Day 1	
21	32	Kaiser, Kyle	D/C/F	39.7450	39.8074	39.8642	39.9222	02:39.3388	225.934	Day 1	
22	25	Wilson, Stefan	D/H/F	39.7846	39.8047	39.8599	39.9069	02:39.3561	225.909	Day 1	
23	88	Chaves, Gabby	D/C/F	39.7941	39.8300	39.8761	39.9271	02:39.4273	225.808	Day 1	
24	26	Veach, Zach	D/H/F	39.7337	39.8180	39.9202	39.9579	02:39.4298	225.805	Day 1	
25	23	Kimball, Charlie	D/C/F	39.7501	39.8494	39.9953	39.8725	02:39.4673	225.752	Day 1	
26	19	Claman De Melo,	D/H/F	39.8091	39.8800	39.8841	39.9149	02:39.4881	225.722	Day 1	
27	60	Harvey, Jack	D/H/F	39.7996	39.8525	39.9158	39.9215	02:39.4894	225.720	Day 1	
28	59	Chilton, Max	D/C/F	39.8661	39.8524	39.8671	39.9419	02:39.5275	225.666	Day 1	
29	30	Sato, Takuma	D/H/F	39.7577	39.8607	40.1544	39.8634	02:39.6362	225.513	Day 1	
30	15	Rahal, Graham	D/H/F	39.9401	39.9292	39.9339	39.9082	02:39.7114	225.407	Day 1	
31	64	Servia, Oriol	D/H/F	39.9216	39.9581	39.9219	40.1937	02:39.9953	225.007	Day 1	
32	17	Daly, Conor	D/H/F	39.9928	40.0111	40.0315	40.0543	02:40.0897	224.874	Day 1	
33	33	Davison, James	D/C/F	39.9033	39.9934	40.0588	40.1884	02:40.1439	224.798	Day 1	On Bubble
34	9	Dixon, Scott	D/H/F	39.5344	39.5292	39.5404	39.5747	02:38.1787	227.591	Day 1	Retired
35	28	Hunter-Reay, Ryan	D/H/F	39.6541	39.6726	39.6538	39.6682	02:38.6487	226.916	Day 1	Retired
36	6	Wickens, Robert	D/H/F	39.7550	0.0000	0.0000	0.0000	00:39.7550	226.387	Day 1	No Attempt
37	27	Rossi, Alexander	D/H/F	39.6725	39.5854	39.7919	40.0933	02:39.1431	226.212	Day 1	Retired
38	60	Harvey, Jack	D/H/F	39.9106	39.9438	39.9739	40.0065	02:39.8348	225.233	Day 1	Retired
39	15	Rahal, Graham	D/H/F	39.9211	39.9389	39.9738	40.0473	02:39.8811	225.167	Day 1	Failed Attempt
40	5	Hinchcliffe, James	D/H/F	39.9378	40.0206	40.1031	40.0926	02:40.1541	224.784	Day 1	Bumped
41	17	Daly, Conor	D/H/F	39.9498	40.0617	40.0995	40.0769	02:40.1879	224.736	Day 1	Bumped
42	63	Mann, Pippa	D/H/F	40.0303	40.0467	40.1535	40.2260	02:40.4565	224.360	Day 1	Bumped
43	63	Mann, Pippa	D/H/F	40.1200	40.1771	40.2679	40.3967	02:40.9617	223.656	Day 1	Waved Off
44	63	Mann, Pippa	D/H/F	40.1929	40.3275	40.3347	40.3320	02:41.1871	223.343	Day 1	Failed Attempt
45	17	Daly, Conor	D/H/F	40.0243	40.5358	40.4942	40.6099	02:41.6642	222.684	Day 1	Bumped
46	64	Servia, Oriol	D/H/F	40.5583	40.8462	41.2861	0.0000	02:02.6906	220.066	Day 1	Waved Off
47	64	Servia, Oriol	D/H/F	44.6739	45.8510	46.2987	0.0000	02:16.8236	197.334	Day 1	Waved Off
48	5	Hinchcliffe, James	D/H/F	0.0000	0.0000	0.0000	0.0000	00:00.0000		Day 1	No Attempt

Field Average: 226.644 mph

Day 1 = May 19th : Pole Day = May 20th (Fast 9 / Group 1 Positions 10 -33)

(C)hassis: D=Dallara | (E)ngine: C=Chevy, H=Honda | (T)ire: F=Firestone

Event: 102nd Indianapolis 500
Track: Indianapolis Motor Speedway

Round 6
2.5 mile(s)



Report: Official Qualification Results
Session: Qualifications - Day 1

Verizon IndyCar Series
May 19, 2018



Rank	Car	Driver Name	C/E/T	Lap 1	Lap 2	Lap 3	Lap 4	Total Time	Speed	Qualified On	Status
1	3	Castroneves, Helio	D/C/F	39.3460	39.2828	39.2875	39.3444	02:37.2607	228.919	Day 1	
2	20	Carpenter, Ed	D/C/F	39.2557	39.3170	39.3552	39.4888	02:37.4167	228.692	Day 1	
3	22	Pagenaud, Simon	D/C/F	39.4325	39.3977	39.4066	39.4477	02:37.6845	228.304	Day 1	
4	12	Power, Will	D/C/F	39.4830	39.4398	39.4305	39.4071	02:37.7604	228.194	Day 1	
5	18	Bourdais, Sebastien	D/H/F	39.4156	39.4224	39.5001	39.4941	02:37.8322	228.090	Day 1	
6	21	Pigot, Spencer	D/C/F	39.4337	39.4239	39.4618	39.5394	02:37.8588	228.052	Day 1	
7	1	Newgarden, Josef	D/C/F	39.4263	39.4308	39.4464	39.5573	02:37.8608	228.049	Day 1	
8	9	Dixon, Scott	D/H/F	39.4394	39.4830	39.5551	39.5682	02:38.0457	227.782	Day 1	
9	13	Patrick, Danica	D/C/F	39.4684	39.5436	39.5527	39.6007	02:38.1654	227.610	Day 1	
10	27	Rossi, Alexander	D/H/F	39.4294	39.5200	39.6090	39.6412	02:38.1996	227.561	Day 1	
11	14	Kanaan, Tony	D/C/F	39.6028	39.5189	39.5403	39.5743	02:38.2363	227.508	Day 1	
12	4	Leist, Matheus	D/C/F	39.5120	39.6111	39.5717	39.5878	02:38.2826	227.441	Day 1	
13	10	Jones, Ed	D/H/F	39.5935	39.6425	39.6612	39.6969	02:38.5941	226.995	Day 1	
14	28	Hunter-Reay, Ryan	D/H/F	39.5556	39.6166	39.7279	39.7237	02:38.6238	226.952	Day 1	
15	29	Munoz, Carlos	D/H/F	39.6732	39.7171	39.7207	39.7592	02:38.8702	226.600	Day 1	
16	66	Hildebrand, JR	D/C/F	39.6965	39.6848	39.7542	39.8054	02:38.9409	226.499	Day 1	
17	98	Andretti, Marco	D/H/F	39.7218	39.8197	39.7832	39.8590	02:39.1837	226.154	Day 1	
18	7	Howard, Jay	D/H/F	39.7591	39.7870	39.8063	39.8709	02:39.2233	226.098	Day 1	
19	24	Karam, Sage	D/C/F	39.8609	39.7629	39.7871	39.8350	02:39.2459	226.065	Day 1	
20	6	Wickens, Robert	D/H/F	39.7459	39.8424	39.8592	39.8766	02:39.3241	225.955	Day 1	
21	32	Kaiser, Kyle	D/C/F	39.7450	39.8074	39.8642	39.9222	02:39.3388	225.934	Day 1	
22	25	Wilson, Stefan	D/H/F	39.7846	39.8047	39.8599	39.9069	02:39.3561	225.909	Day 1	
23	88	Chaves, Gabby	D/C/F	39.7941	39.8300	39.8761	39.9271	02:39.4273	225.808	Day 1	
24	26	Veach, Zach	D/H/F	39.7337	39.8180	39.9202	39.9579	02:39.4298	225.805	Day 1	
25	23	Kimball, Charlie	D/C/F	39.7501	39.8494	39.9953	39.8725	02:39.4673	225.752	Day 1	
26	19	Claman De Melo,	D/H/F	39.8091	39.8800	39.8841	39.9149	02:39.4881	225.722	Day 1	
27	60	Harvey, Jack	D/H/F	39.7996	39.8525	39.9158	39.9215	02:39.4894	225.720	Day 1	
28	59	Chilton, Max	D/C/F	39.8661	39.8524	39.8671	39.9419	02:39.5275	225.666	Day 1	
29	30	Sato, Takuma	D/H/F	39.7577	39.8607	40.1544	39.8634	02:39.6362	225.513	Day 1	
30	15	Rahal, Graham	D/H/F	39.9401	39.9292	39.9339	39.9082	02:39.7114	225.407	Day 1	
31	64	Servia, Oriol	D/H/F	39.9216	39.9581	39.9219	40.1937	02:39.9953	225.007	Day 1	
32	17	Daly, Conor	D/H/F	39.9928	40.0111	40.0315	40.0543	02:40.0897	224.874	Day 1	
33	33	Davison, James	D/C/F	39.9033	39.9934	40.0588	40.1884	02:40.1439	224.798	Day 1	On Bubble
34	9	Dixon, Scott	D/H/F	39.5344	39.5292	39.5404	39.5747	02:38.1787	227.591	Day 1	Retired
35	28	Hunter-Reay, Ryan	D/H/F	39.6541	39.6726	39.6538	39.6682	02:38.6487	226.916	Day 1	Retired
36	6	Wickens, Robert	D/H/F	39.7550	0.0000	0.0000	0.0000	00:39.7550	226.387	Day 1	No Attempt
37	27	Rossi, Alexander	D/H/F	39.6725	39.5854	39.7919	40.0933	02:39.1431	226.212	Day 1	Retired
38	60	Harvey, Jack	D/H/F	39.9106	39.9438	39.9739	40.0065	02:39.8348	225.233	Day 1	Retired
39	15	Rahal, Graham	D/H/F	39.9211	39.9389	39.9738	40.0473	02:39.8811	225.167	Day 1	Failed Attempt
40	5	Hinchcliffe, James	D/H/F	39.9378	40.0206	40.1031	40.0926	02:40.1541	224.784	Day 1	Withdrawn
41	17	Daly, Conor	D/H/F	39.9498	40.0617	40.0995	40.0769	02:40.1879	224.736	Day 1	Withdrawn
42	63	Mann, Pippa	D/H/F	40.0303	40.0467	40.1535	40.2260	02:40.4565	224.360	Day 1	Withdrawn
43	63	Mann, Pippa	D/H/F	40.1200	40.1771	40.2679	40.3967	02:40.9617	223.656	Day 1	Waved Off
44	63	Mann, Pippa	D/H/F	40.1929	40.3275	40.3347	40.3320	02:41.1871	223.343	Day 1	Failed Attempt
45	17	Daly, Conor	D/H/F	40.0243	40.5358	40.4942	40.6099	02:41.6642	222.684	Day 1	Withdrawn
46	64	Servia, Oriol	D/H/F	40.5583	40.8462	41.2861	0.0000	02:02.6906	220.066	Day 1	Waved Off
47	64	Servia, Oriol	D/H/F	44.6739	45.8510	46.2987	0.0000	02:16.8236	197.334	Day 1	Waved Off
48	5	Hinchcliffe, James	D/H/F	0.0000	0.0000	0.0000	0.0000	00:00.0000		Day 1	No Attempt

Field Average: 226.644 mph

Day 1 = May 19th : Pole Day = May 20th (Fast 9 / Group 1 Positions 10 -33)

(C)hassis: D=Dallara | (E)ngine: C=Chevy, H=Honda | (T)ire: F=Firestone

Event: 102nd Indianapolis 500
Track: Indianapolis Motor Speedway

Round 6
2.5 mile(s)



Report: Results of Session
Session: Practice 7

Verizon IndyCar Series
May 20, 2018



Rank	Car	Driver Name	C/E/T	Time	Speed	Diff	Gap	Best Lap	Total Laps
1	28	Hunter-Reay, Ryan	D/H/F	00:39.0443	230.507	--,----	--,----	2	13
2	98	Andretti, Marco	D/H/F	00:39.0858	230.263	0.0415	0.0415	3	20
3	27	Rossi, Alexander	D/H/F	00:39.2165	229.495	0.1722	0.1307	3	18
4	22	Pagenaud, Simon	D/C/F	00:39.2312	229.409	0.1869	0.0147	3	7
5	3	Castroneves, Helio	D/C/F	00:39.2681	229.194	0.2238	0.0369	12	23
6	1	Newgarden, Josef	D/C/F	00:39.2866	229.086	0.2423	0.0185	6	16
7	14	Kanaan, Tony	D/C/F	00:39.2871	229.083	0.2428	0.0005	6	16
8	12	Power, Will	D/C/F	00:39.2921	229.054	0.2478	0.0050	3	22
9	23	Kimball, Charlie	D/C/F	00:39.3441	228.751	0.2998	0.0520	11	12
10	19	Claman De Melo, Zachary (R)	D/H/F	00:39.3532	228.698	0.3089	0.0091	12	15
11	4	Leist, Matheus (R)	D/C/F	00:39.3610	228.653	0.3167	0.0078	4	6
12	66	Hildebrand, JR	D/C/F	00:39.3871	228.501	0.3428	0.0261	3	10
13	6	Wickens, Robert (R)	D/H/F	00:39.3960	228.450	0.3517	0.0089	5	13
14	7	Howard, Jay	D/H/F	00:39.4822	227.951	0.4379	0.0862	2	12
15	29	Munoz, Carlos	D/H/F	00:39.4916	227.897	0.4473	0.0094	3	17
16	25	Wilson, Stefan	D/H/F	00:39.5492	227.565	0.5049	0.0576	3	18
17	30	Sato, Takuma	D/H/F	00:39.5791	227.393	0.5348	0.0299	8	19
18	26	Veach, Zach	D/H/F	00:39.5827	227.372	0.5384	0.0036	4	16
19	24	Karam, Sage	D/C/F	00:39.6131	227.198	0.5688	0.0304	5	5
20	59	Chilton, Max	D/C/F	00:39.6439	227.021	0.5996	0.0308	11	13
21	60	Harvey, Jack	D/H/F	00:39.7293	226.533	0.6850	0.0854	3	4
22	64	Servia, Oriol	D/H/F	00:39.8220	226.006	0.7777	0.0927	9	21
23	15	Rahal, Graham	D/H/F	00:39.8820	225.666	0.8377	0.0600	13	25
24	88	Chaves, Gabby	D/C/F	00:40.3330	223.142	1.2887	0.4510	10	10

(R) Rookie

Total Laps: 351

(C)hassis: D=Dallara | (E)ngine: C=Chevy, H=Honda | (T)ire: F=Firestone

Event: 102nd Indianapolis 500
Track: Indianapolis Motor Speedway
Report: Combined Results of Practice
As of: Practice 7

Round 6
2.5 mile(s)



Verizon IndyCar Series
May 20, 2018




<u>Rank</u>	<u>Car</u>	<u>Driver Name</u>	<u>C/E/T</u>	<u>Session</u>	<u>Time</u>	<u>Speed</u>	<u>Total Laps</u>
1	98	Andretti, Marco	D/H/F	Practice 5	00:38.8262	231.802	311
2	6	Wickens, Robert (R)	D/H/F	Practice 5	00:38.8379	231.732	276
3	20	Carpenter, Ed	D/C/F	Practice 5	00:38.9499	231.066	292
4	28	Hunter-Reay, Ryan	D/H/F	Practice 7	00:39.0443	230.507	356
5	64	Servia, Oriol	D/H/F	Practice 5	00:39.0884	230.247	261
6	12	Power, Will	D/C/F	Practice 5	00:39.1679	229.780	331
7	18	Bourdais, Sebastien	D/H/F	Practice 5	00:39.1747	229.740	283
8	3	Castroneves, Helio	D/C/F	Practice 6	00:39.2148	229.505	349
9	14	Kanaan, Tony	D/C/F	Practice 5	00:39.2157	229.500	199
10	27	Rossi, Alexander	D/H/F	Practice 7	00:39.2165	229.495	357
11	22	Pagnaud, Simon	D/C/F	Practice 7	00:39.2312	229.409	324
12	4	Leist, Matheus (R)	D/C/F	Practice 5	00:39.2388	229.365	156
13	25	Wilson, Stefan	D/H/F	Practice 5	00:39.2545	229.273	301
14	88	Chaves, Gabby	D/C/F	Practice 5	00:39.2782	229.135	254
15	1	Newgarden, Josef	D/C/F	Practice 7	00:39.2866	229.086	273
16	21	Pigot, Spencer	D/C/F	Practice 5	00:39.2895	229.069	262
17	32	Kaiser, Kyle (R)	D/C/F	Practice 5	00:39.3237	228.870	304
18	23	Kimball, Charlie	D/C/F	Practice 7	00:39.3441	228.751	201
19	19	Claman De Melo, Zachary (R)	D/H/F	Practice 7	00:39.3532	228.698	169
20	10	Jones, Ed	D/H/F	Practice 5	00:39.3621	228.646	263
21	66	Hildebrand, JR	D/C/F	Practice 7	00:39.3871	228.501	248
22	7	Howard, Jay	D/H/F	Practice 5	00:39.4106	228.365	292
23	13	Patrick, Danica	D/C/F	Practice 5	00:39.4245	228.284	205
24	9	Dixon, Scott	D/H/F	Practice 5	00:39.4334	228.233	277
25	29	Munoz, Carlos	D/H/F	Practice 5	00:39.4688	228.028	330
26	30	Sato, Takuma	D/H/F	Practice 5	00:39.5115	227.782	342
27	17	Daly, Conor	D/H/F	Practice 5	00:39.5257	227.700	218
28	24	Karam, Sage	D/C/F	Practice 5	00:39.5442	227.593	270
29	26	Veach, Zach	D/H/F	Practice 7	00:39.5827	227.372	344
30	5	Hinchcliffe, James	D/H/F	Practice 5	00:39.6019	227.262	317
31	63	Mann, Pippa	D/H/F	Practice 5	00:39.6082	227.226	211
32	59	Chilton, Max	D/C/F	Practice 5	00:39.6321	227.089	233
33	15	Rahal, Graham	D/H/F	Practice 5	00:39.6806	226.811	341
34	33	Davison, James	D/C/F	Practice 5	00:39.6991	226.705	227
35	60	Harvey, Jack	D/H/F	Practice 5	00:39.7157	226.611	341

(R) Rookie

Total Laps for Combined Sessions: 9718

(C)hassis: D=Dallara | (E)ngine: C=Chevy, H=Honda | (T)ire: F=Firestone

Event: 102nd Indianapolis 500
Track: Indianapolis Motor Speedway

Round 6  **2.5 mile(s)**

Report: Unofficial Qualification Results
Session: Qualifications - Pole Day

Verizon IndyCar Series
May 20, 2018



Rank	Car	Driver Name	C/E/T	Lap 1	Lap 2	Lap 3	Lap 4	Total Time	Speed	Qualified On	Status
1	20	Carpenter, Ed	D/C/F	39.1154	39.1631	39.2124	39.2909	02:36.7818	229.618	Pole Day	
2	22	Pagenaud, Simon	D/C/F	39.2799	39.3057	39.3662	39.4178	02:37.3696	228.761	Pole Day	
3	12	Power, Will	D/C/F	39.3219	39.3303	39.3996	39.4239	02:37.4757	228.607	Pole Day	
4	1	Newgarden, Josef	D/C/F	39.3250	39.4242	39.4481	39.4178	02:37.6151	228.405	Pole Day	
5	18	Bourdais, Sebastien	D/H/F	39.3570	39.3994	39.5763	39.4638	02:37.7965	228.142	Pole Day	
6	21	Pigot, Spencer	D/C/F	39.3514	39.4728	39.4805	39.5161	02:37.8208	228.107	Pole Day	
7	13	Patrick, Danica	D/C/F	39.3729	39.4209	39.4819	39.5569	02:37.8326	228.090	Pole Day	
8	3	Castroneves, Helio	D/C/F	39.3026	39.4418	39.6031	39.6449	02:37.9924	227.859	Pole Day	
9	9	Dixon, Scott	D/H/F	39.5048	39.5947	39.6215	39.6866	02:38.4076	227.262	Pole Day	
10	14	Kanaan, Tony	D/C/F	39.4101	39.5179	39.5780	39.6218	02:38.1278	227.664	Pole Day	
11	4	Leist, Matheus	D/C/F	39.5015	39.5291	39.5673	39.5943	02:38.1922	227.571	Pole Day	
12	98	Andretti, Marco	D/H/F	39.5064	39.5997	39.6161	39.6672	02:38.3894	227.288	Pole Day	
13	19	Claman De Melo,	D/H/F	39.5519	39.6163	39.6849	39.7377	02:38.5908	226.999	Pole Day	
14	28	Hunter-Reay, Ryan	D/H/F	39.6317	39.6424	39.7045	39.7603	02:38.7389	226.788	Pole Day	
15	23	Kimball, Charlie	D/C/F	39.6069	39.6954	39.7568	39.7713	02:38.8304	226.657	Pole Day	
16	30	Sato, Takuma	D/H/F	39.6727	39.7110	39.7407	39.7759	02:38.9003	226.557	Pole Day	
17	32	Kaiser, Kyle	D/C/F	39.6964	39.7423	39.7677	39.8055	02:39.0119	226.398	Pole Day	
18	6	Wickens, Robert	D/H/F	39.6690	39.7799	39.8190	39.8156	02:39.0835	226.296	Pole Day	
19	33	Davison, James	D/C/F	39.6081	39.7217	39.8401	39.9429	02:39.1128	226.255	Pole Day	
20	59	Chilton, Max	D/C/F	39.6599	39.7442	39.8196	39.9193	02:39.1430	226.212	Pole Day	
21	29	Munoz, Carlos	D/H/F	39.6953	39.8007	39.8579	39.9046	02:39.2585	226.048	Pole Day	
22	88	Chaves, Gabby	D/C/F	39.7343	39.7491	39.8863	39.9177	02:39.2874	226.007	Pole Day	
23	25	Wilson, Stefan	D/H/F	39.7755	39.8331	39.8930	39.8873	02:39.3889	225.863	Pole Day	
24	24	Karam, Sage	D/C/F	39.7362	39.8310	39.9075	39.9424	02:39.4171	225.823	Pole Day	
25	26	Veach, Zach	D/H/F	39.7681	39.8375	39.9109	39.9531	02:39.4696	225.748	Pole Day	
26	64	Servia, Oriol	D/H/F	39.8066	39.8529	39.9059	39.9390	02:39.5044	225.699	Pole Day	
27	66	Hildebrand, JR	D/C/F	39.8349	39.9216	39.9747	39.9720	02:39.7032	225.418	Pole Day	
28	7	Howard, Jay	D/H/F	39.8961	39.9065	39.9574	39.9645	02:39.7245	225.388	Pole Day	
29	10	Jones, Ed	D/H/F	39.7398	39.7910	40.2629	39.9496	02:39.7433	225.362	Pole Day	
30	15	Rahal, Graham	D/H/F	39.8802	39.9171	39.9661	40.0045	02:39.7679	225.327	Pole Day	
31	60	Harvey, Jack	D/H/F	39.8742	39.9516	40.0196	39.9739	02:39.8193	225.254	Pole Day	
32	27	Rossi, Alexander	D/H/F	39.5684	39.7161	40.1514	40.6103	02:40.0462	224.935	Pole Day	
33	17	Daly, Conor	D/H/F	40.0141	40.0883	40.1408	40.1641	02:40.4073	224.429	Pole Day	
34	3	Castroneves, Helio	D/C/F	39.3460	39.2828	39.2875	39.3444	02:37.2607	228.919	Day 1	
35	20	Carpenter, Ed	D/C/F	39.2557	39.3170	39.3552	39.4888	02:37.4167	228.692	Day 1	
36	22	Pagenaud, Simon	D/C/F	39.4325	39.3977	39.4066	39.4477	02:37.6845	228.304	Day 1	
37	12	Power, Will	D/C/F	39.4830	39.4398	39.4305	39.4071	02:37.7604	228.194	Day 1	
38	18	Bourdais, Sebastien	D/H/F	39.4156	39.4224	39.5001	39.4941	02:37.8322	228.090	Day 1	
39	21	Pigot, Spencer	D/C/F	39.4337	39.4239	39.4618	39.5394	02:37.8588	228.052	Day 1	
40	1	Newgarden, Josef	D/C/F	39.4263	39.4308	39.4464	39.5573	02:37.8608	228.049	Day 1	
41	9	Dixon, Scott	D/H/F	39.4394	39.4830	39.5551	39.5682	02:38.0457	227.782	Day 1	
42	13	Patrick, Danica	D/C/F	39.4684	39.5436	39.5527	39.6007	02:38.1654	227.610	Day 1	
43	27	Rossi, Alexander	D/H/F	39.4294	39.5200	39.6090	39.6412	02:38.1996	227.561	Day 1	
44	14	Kanaan, Tony	D/C/F	39.6028	39.5189	39.5403	39.5743	02:38.2363	227.508	Day 1	
45	4	Leist, Matheus	D/C/F	39.5120	39.6111	39.5717	39.5878	02:38.2826	227.441	Day 1	
46	10	Jones, Ed	D/H/F	39.5935	39.6425	39.6612	39.6969	02:38.5941	226.995	Day 1	
47	28	Hunter-Reay, Ryan	D/H/F	39.5556	39.6166	39.7279	39.7237	02:38.6238	226.952	Day 1	
48	29	Munoz, Carlos	D/H/F	39.6732	39.7171	39.7207	39.7592	02:38.8702	226.600	Day 1	
49	66	Hildebrand, JR	D/C/F	39.6965	39.6848	39.7542	39.8054	02:38.9409	226.499	Day 1	
50	98	Andretti, Marco	D/H/F	39.7218	39.8197	39.7832	39.8590	02:39.1837	226.154	Day 1	
51	7	Howard, Jay	D/H/F	39.7591	39.7870	39.8063	39.8709	02:39.2233	226.098	Day 1	
52	24	Karam, Sage	D/C/F	39.8609	39.7629	39.7871	39.8350	02:39.2459	226.065	Day 1	
53	6	Wickens, Robert	D/H/F	39.7459	39.8424	39.8592	39.8766	02:39.3241	225.955	Day 1	
54	32	Kaiser, Kyle	D/C/F	39.7450	39.8074	39.8642	39.9222	02:39.3388	225.934	Day 1	
55	25	Wilson, Stefan	D/H/F	39.7846	39.8047	39.8599	39.9069	02:39.3561	225.909	Day 1	
56	88	Chaves, Gabby	D/C/F	39.7941	39.8300	39.8761	39.9271	02:39.4273	225.808	Day 1	
57	26	Veach, Zach	D/H/F	39.7337	39.8180	39.9202	39.9579	02:39.4298	225.805	Day 1	
58	23	Kimball, Charlie	D/C/F	39.7501	39.8494	39.9953	39.8725	02:39.4673	225.752	Day 1	
59	19	Claman De Melo,	D/H/F	39.8091	39.8800	39.8841	39.9149	02:39.4881	225.722	Day 1	
60	60	Harvey, Jack	D/H/F	39.7996	39.8525	39.9158	39.9215	02:39.4894	225.720	Day 1	
61	59	Chilton, Max	D/C/F	39.8661	39.8524	39.8671	39.9419	02:39.5275	225.666	Day 1	
62	30	Sato, Takuma	D/H/F	39.7577	39.8607	40.1544	39.8634	02:39.6362	225.513	Day 1	
63	15	Rahal, Graham	D/H/F	39.9401	39.9292	39.9339	39.9082	02:39.7114	225.407	Day 1	
64	64	Servia, Oriol	D/H/F	39.9216	39.9581	39.9219	40.1937	02:39.9953	225.007	Day 1	
65	17	Daly, Conor	D/H/F	39.9928	40.0111	40.0315	40.0543	02:40.0897	224.874	Day 1	
66	33	Davison, James	D/C/F	39.9033	39.9934	40.0588	40.1884	02:40.1439	224.798	Day 1	On Bubble
67	9	Dixon, Scott	D/H/F	39.5344	39.5292	39.5404	39.5747	02:38.1787	227.591	Day 1	Retired
68	28	Hunter-Reay, Ryan	D/H/F	39.6541	39.6726	39.6538	39.6682	02:38.6487	226.916	Day 1	Retired
69	6	Wickens, Robert	D/H/F	39.7550	0.0000	0.0000	0.0000	00:39.7550	226.387	Day 1	No Attempt
70	27	Rossi, Alexander	D/H/F	39.6725	39.5854	39.7919	40.0933	02:39.1431	226.212	Day 1	Retired
71	60	Harvey, Jack	D/H/F	39.9106	39.9438	39.9739	40.0065	02:39.8348	225.233	Day 1	Retired
72	15	Rahal, Graham	D/H/F	39.9211	39.9389	39.9738	40.0473	02:39.8811	225.167	Day 1	Failed Attempt
73	5	Hinchcliffe, James	D/H/F	39.9378	40.0206	40.1031	40.0926	02:40.1541	224.784	Day 1	Bumped
74	17	Daly, Conor	D/H/F	39.9498	40.0617	40.0995	40.0769	02:40.1879	224.736	Day 1	Bumped
75	63	Mann, Pippa	D/H/F	40.0303	40.0467	40.1535	40.2260	02:40.4565	224.360	Day 1	Bumped
76	63	Mann, Pippa	D/H/F	40.1200	40.1771	40.2679	40.3967	02:40.9617	223.656	Day 1	Waved Off
77	63	Mann, Pippa	D/H/F	40.1929	40.3275	40.3347	40.3320	02:41.1871	223.343	Day 1	Failed Attempt
78	17	Daly, Conor	D/H/F	40.0243	40.5358	40.4942	40.6099	02:41.6642	222.684	Day 1	Bumped
79	64	Servia, Oriol	D/H/F	40.5583	40.8462	41.2861	0.0000	02:02.6906	220.066	Day 1	Waved Off
80	64	Servia, Oriol	D/H/F	44.6739	45.8510	46.2987	0.0000	02:16.8236	197.334	Day 1	Waved Off
81	5	Hinchcliffe, James	D/H/F	0.0000	0.0000	0.0000	0.0000	00:00.0000		Day 1	No Attempt

Field Average: 226.685 mph

Day 1 = May 19th : Pole Day = May 20th (Fast 9 / Group 1 Positions 10 -33)

(C)hassis: D=Dallara | (E)ngine: C=Chevy, H=Honda | (T)ire: F=Firestone

Event: 102nd Indianapolis 500
Track: Indianapolis Motor Speedway

Round 6
2.5 mile(s)



Report: Results of Session
Session: Practice 8

Verizon IndyCar Series
May 21, 2018



Rank	Car	Driver Name	C/E/T	Time	Speed	Diff	Gap	Best Lap	Total Laps
1	24	Karam, Sage	D/C/F	00:39.7419	226.461	--.----	--.----	10	71
2	14	Kanaan, Tony	D/C/F	00:39.9781	225.123	0.2362	0.2362	58	66
3	28	Hunter-Reay, Ryan	D/H/F	00:40.0320	224.820	0.2901	0.0539	7	68
4	23	Kimball, Charlie	D/C/F	00:40.0745	224.582	0.3326	0.0425	14	79
5	27	Rossi, Alexander	D/H/F	00:40.0878	224.507	0.3459	0.0133	50	70
6	12	Power, Will	D/C/F	00:40.0989	224.445	0.3570	0.0111	21	120
7	3	Castroneves, Helio	D/C/F	00:40.1126	224.368	0.3707	0.0137	40	118
8	98	Andretti, Marco	D/H/F	00:40.1520	224.148	0.4101	0.0394	6	56
9	19	Claman De Melo, Zachary (R)	D/H/F	00:40.1623	224.091	0.4204	0.0103	7	79
10	9	Dixon, Scott	D/H/F	00:40.1847	223.966	0.4428	0.0224	3	101
11	18	Bourdais, Sebastien	D/H/F	00:40.2235	223.750	0.4816	0.0388	8	92
12	25	Wilson, Stefan	D/H/F	00:40.2299	223.714	0.4880	0.0064	97	115
13	32	Kaiser, Kyle (R)	D/C/F	00:40.2384	223.667	0.4965	0.0085	30	72
14	20	Carpenter, Ed	D/C/F	00:40.2553	223.573	0.5134	0.0169	32	100
15	66	Hildebrand, JR	D/C/F	00:40.3147	223.244	0.5728	0.0594	12	93
16	29	Munoz, Carlos	D/H/F	00:40.3194	223.218	0.5775	0.0047	16	109
17	15	Rahal, Graham	D/H/F	00:40.3372	223.119	0.5953	0.0178	98	115
18	4	Leist, Matheus (R)	D/C/F	00:40.3652	222.964	0.6233	0.0280	17	19
19	13	Patrick, Danica	D/C/F	00:40.3721	222.926	0.6302	0.0069	61	69
20	88	Chaves, Gabby	D/C/F	00:40.3798	222.884	0.6379	0.0077	13	51
21	60	Harvey, Jack	D/H/F	00:40.3840	222.861	0.6421	0.0042	43	93
22	7	Howard, Jay	D/H/F	00:40.3959	222.795	0.6540	0.0119	19	100
23	30	Sato, Takuma	D/H/F	00:40.4354	222.577	0.6935	0.0395	7	74
24	26	Veach, Zach	D/H/F	00:40.4676	222.400	0.7257	0.0322	16	54
25	6	Wickens, Robert (R)	D/H/F	00:40.4812	222.325	0.7393	0.0136	3	3
26	10	Jones, Ed	D/H/F	00:40.4916	222.268	0.7497	0.0104	53	98
27	21	Pigot, Spencer	D/C/F	00:40.5267	222.076	0.7848	0.0351	5	81
28	1	Newgarden, Josef	D/C/F	00:40.5438	221.982	0.8019	0.0171	19	87
29	59	Chilton, Max	D/C/F	00:40.5580	221.904	0.8161	0.0142	31	45
30	33	Davison, James	D/C/F	00:40.6131	221.603	0.8712	0.0551	37	45
31	64	Servia, Oriol	D/H/F	00:40.6174	221.580	0.8755	0.0043	53	65
32	17	Daly, Conor	D/H/F	00:40.6824	221.226	0.9405	0.0650	3	60
33	22	Pagenaud, Simon	D/C/F	00:40.7421	220.902	1.0002	0.0597	47	58

(R) Rookie

Total Laps: 2526

(C)hassis: D=Dallara | (E)ngine: C=Chevy, H=Honda | (T)ire: F=Firestone

Event: 102nd Indianapolis 500
Track: Indianapolis Motor Speedway
Report: Combined Results of Practice
As of: Practice 8

Round 6
2.5 mile(s)



Verizon IndyCar Series
May 21, 2018



<u>Rank</u>	<u>Car</u>	<u>Driver Name</u>	<u>C/E/T</u>	<u>Session</u>	<u>Time</u>	<u>Speed</u>	<u>Total Laps</u>
1	98	Andretti, Marco	D/H/F	Practice 5	00:38.8262	231.802	367
2	6	Wickens, Robert (R)	D/H/F	Practice 5	00:38.8379	231.732	279
3	20	Carpenter, Ed	D/C/F	Practice 5	00:38.9499	231.066	392
4	28	Hunter-Reay, Ryan	D/H/F	Practice 7	00:39.0443	230.507	424
5	64	Servia, Oriol	D/H/F	Practice 5	00:39.0884	230.247	326
6	12	Power, Will	D/C/F	Practice 5	00:39.1679	229.780	451
7	18	Bourdais, Sebastien	D/H/F	Practice 5	00:39.1747	229.740	375
8	3	Castroneves, Helio	D/C/F	Practice 6	00:39.2148	229.505	467
9	14	Kanaan, Tony	D/C/F	Practice 5	00:39.2157	229.500	265
10	27	Rossi, Alexander	D/H/F	Practice 7	00:39.2165	229.495	427
11	22	Pagnaud, Simon	D/C/F	Practice 7	00:39.2312	229.409	382
12	4	Leist, Matheus (R)	D/C/F	Practice 5	00:39.2388	229.365	175
13	25	Wilson, Stefan	D/H/F	Practice 5	00:39.2545	229.273	416
14	88	Chaves, Gabby	D/C/F	Practice 5	00:39.2782	229.135	305
15	1	Newgarden, Josef	D/C/F	Practice 7	00:39.2866	229.086	360
16	21	Pigot, Spencer	D/C/F	Practice 5	00:39.2895	229.069	343
17	32	Kaiser, Kyle (R)	D/C/F	Practice 5	00:39.3237	228.870	376
18	23	Kimball, Charlie	D/C/F	Practice 7	00:39.3441	228.751	280
19	19	Claman De Melo, Zachary (R)	D/H/F	Practice 7	00:39.3532	228.698	248
20	10	Jones, Ed	D/H/F	Practice 5	00:39.3621	228.646	361
21	66	Hildebrand, JR	D/C/F	Practice 7	00:39.3871	228.501	341
22	7	Howard, Jay	D/H/F	Practice 5	00:39.4106	228.365	392
23	13	Patrick, Danica	D/C/F	Practice 5	00:39.4245	228.284	274
24	9	Dixon, Scott	D/H/F	Practice 5	00:39.4334	228.233	378
25	29	Munoz, Carlos	D/H/F	Practice 5	00:39.4688	228.028	439
26	30	Sato, Takuma	D/H/F	Practice 5	00:39.5115	227.782	416
27	17	Daly, Conor	D/H/F	Practice 5	00:39.5257	227.700	278
28	24	Karam, Sage	D/C/F	Practice 5	00:39.5442	227.593	341
29	26	Veach, Zach	D/H/F	Practice 7	00:39.5827	227.372	398
30	5	Hinchcliffe, James	D/H/F	Practice 5	00:39.6019	227.262	317
31	63	Mann, Pippa	D/H/F	Practice 5	00:39.6082	227.226	211
32	59	Chilton, Max	D/C/F	Practice 5	00:39.6321	227.089	278
33	15	Rahal, Graham	D/H/F	Practice 5	00:39.6806	226.811	456
34	33	Davison, James	D/C/F	Practice 5	00:39.6991	226.705	272
35	60	Harvey, Jack	D/H/F	Practice 5	00:39.7157	226.611	434

(R) Rookie

Total Laps for Combined Sessions: 12244

(C)hassis: D=Dallara | (E)ngine: C=Chevy, H=Honda | (T)ire: F=Firestone

Event: 102nd Indianapolis 500
Track: Indianapolis Motor Speedway

Round 6
2.5 mile(s)



Report: Combined Results of Practice
As of: Practice Final

Verizon IndyCar Series
May 25, 2018



<u>Rank</u>	<u>Car</u>	<u>Driver Name</u>	<u>C/E/T</u>	<u>Session</u>	<u>Time</u>	<u>Speed</u>	<u>Total Laps</u>
1	98	Andretti, Marco	D/H/F	Practice 5	00:38.8262	231.802	397
2	6	Wickens, Robert (R)	D/H/F	Practice 5	00:38.8379	231.732	309
3	20	Carpenter, Ed	D/C/F	Practice 5	00:38.9499	231.066	422
4	28	Hunter-Reay, Ryan	D/H/F	Practice 7	00:39.0443	230.507	462
5	64	Servia, Oriol	D/H/F	Practice 5	00:39.0884	230.247	367
6	12	Power, Will	D/C/F	Practice 5	00:39.1679	229.780	492
7	18	Bourdais, Sebastien	D/H/F	Practice 5	00:39.1747	229.740	418
8	3	Castroneves, Helio	D/C/F	Practice 6	00:39.2148	229.505	515
9	14	Kanaan, Tony	D/C/F	Practice 5	00:39.2157	229.500	303
10	27	Rossi, Alexander	D/H/F	Practice 7	00:39.2165	229.495	456
11	22	Pagnaud, Simon	D/C/F	Practice 7	00:39.2312	229.409	418
12	4	Leist, Matheus (R)	D/C/F	Practice 5	00:39.2388	229.365	212
13	25	Wilson, Stefan	D/H/F	Practice 5	00:39.2545	229.273	464
14	88	Chaves, Gabby	D/C/F	Practice 5	00:39.2782	229.135	345
15	1	Newgarden, Josef	D/C/F	Practice 7	00:39.2866	229.086	407
16	21	Pigot, Spencer	D/C/F	Practice 5	00:39.2895	229.069	388
17	32	Kaiser, Kyle (R)	D/C/F	Practice 5	00:39.3237	228.870	414
18	23	Kimball, Charlie	D/C/F	Practice 7	00:39.3441	228.751	322
19	19	Claman De Melo, Zachary (R)	D/H/F	Practice 7	00:39.3532	228.698	273
20	10	Jones, Ed	D/H/F	Practice 5	00:39.3621	228.646	405
21	66	Hildebrand, JR	D/C/F	Practice 7	00:39.3871	228.501	366
22	7	Howard, Jay	D/H/F	Practice 5	00:39.4106	228.365	440
23	13	Patrick, Danica	D/C/F	Practice 5	00:39.4245	228.284	289
24	9	Dixon, Scott	D/H/F	Practice 5	00:39.4334	228.233	416
25	29	Munoz, Carlos	D/H/F	Practice 5	00:39.4688	228.028	488
26	30	Sato, Takuma	D/H/F	Practice 5	00:39.5115	227.782	454
27	17	Daly, Conor	D/H/F	Practice 5	00:39.5257	227.700	313
28	24	Karam, Sage	D/C/F	Practice 5	00:39.5442	227.593	389
29	26	Veach, Zach	D/H/F	Practice 7	00:39.5827	227.372	437
30	5	Hinchcliffe, James	D/H/F	Practice 5	00:39.6019	227.262	317
31	63	Mann, Pippa	D/H/F	Practice 5	00:39.6082	227.226	211
32	59	Chilton, Max	D/C/F	Practice 5	00:39.6321	227.089	322
33	15	Rahal, Graham	D/H/F	Practice 5	00:39.6806	226.811	507
34	33	Davison, James	D/C/F	Practice 5	00:39.6991	226.705	307
35	60	Harvey, Jack	D/H/F	Practice 5	00:39.7157	226.611	472

(R) Rookie

Total Laps for Combined Sessions: 13517

(C)hassis: D=Dallara | (E)ngine: C=Chevy, H=Honda | (T)ire: F=Firestone

Event: 102nd Indianapolis 500
Track: Indianapolis Motor Speedway

Round 6
2.5 mile(s)



Report: Results of Session
Session: Practice Final

Verizon IndyCar Series
May 25, 2018



Rank	Car	Driver Name	C/E/T	Time	Speed	Diff	Gap	Best Lap	Total Laps
1	14	Kanaan, Tony	D/C/F	00:39.5099	227.791	--,----	--,----	19	38
2	9	Dixon, Scott	D/H/F	00:39.8787	225.684	0.3688	0.3688	6	38
3	98	Andretti, Marco	D/H/F	00:39.9610	225.220	0.4511	0.0823	11	30
4	18	Bourdais, Sebastien	D/H/F	00:40.0329	224.815	0.5230	0.0719	5	43
5	23	Kimball, Charlie	D/C/F	00:40.0512	224.712	0.5413	0.0183	5	42
6	30	Sato, Takuma	D/H/F	00:40.1637	224.083	0.6538	0.1125	7	38
7	12	Power, Will	D/C/F	00:40.1889	223.942	0.6790	0.0252	12	41
8	13	Patrick, Danica	D/C/F	00:40.2409	223.653	0.7310	0.0520	2	15
9	21	Pigot, Spencer	D/C/F	00:40.2534	223.584	0.7435	0.0125	12	45
10	10	Jones, Ed	D/H/F	00:40.2583	223.556	0.7484	0.0049	9	44
11	64	Servia, Oriol	D/H/F	00:40.2618	223.537	0.7519	0.0035	28	41
12	24	Karam, Sage	D/C/F	00:40.3085	223.278	0.7986	0.0467	16	48
13	33	Davison, James	D/C/F	00:40.3152	223.241	0.8053	0.0067	21	35
14	20	Carpenter, Ed	D/C/F	00:40.3191	223.219	0.8092	0.0039	8	30
15	1	Newgarden, Josef	D/C/F	00:40.3252	223.186	0.8153	0.0061	25	47
16	60	Harvey, Jack	D/H/F	00:40.3410	223.098	0.8311	0.0158	10	38
17	3	Castroneves, Helio	D/C/F	00:40.3745	222.913	0.8646	0.0335	20	48
18	29	Munoz, Carlos	D/H/F	00:40.3946	222.802	0.8847	0.0201	6	49
19	7	Howard, Jay	D/H/F	00:40.4122	222.705	0.9023	0.0176	6	48
20	22	Pagenaud, Simon	D/C/F	00:40.4332	222.589	0.9233	0.0210	9	36
21	15	Rahal, Graham	D/H/F	00:40.4448	222.526	0.9349	0.0116	37	51
22	32	Kaiser, Kyle (R)	D/C/F	00:40.4706	222.384	0.9607	0.0258	35	38
23	26	Veach, Zach	D/H/F	00:40.5241	222.090	1.0142	0.0535	16	39
24	66	Hildebrand, JR	D/C/F	00:40.5356	222.027	1.0257	0.0115	11	25
25	88	Chaves, Gabby	D/C/F	00:40.5476	221.961	1.0377	0.0120	8	40
26	28	Hunter-Reay, Ryan	D/H/F	00:40.5558	221.916	1.0459	0.0082	12	38
27	6	Wickens, Robert (R)	D/H/F	00:40.5732	221.821	1.0633	0.0174	22	30
28	4	Leist, Matheus (R)	D/C/F	00:40.5773	221.799	1.0674	0.0041	5	37
29	25	Wilson, Stefan	D/H/F	00:40.5839	221.763	1.0740	0.0066	33	48
30	19	Claman De Melo, Zachary (R)	D/H/F	00:40.6188	221.572	1.1089	0.0349	4	25
31	59	Chilton, Max	D/C/F	00:40.6429	221.441	1.1330	0.0241	35	44
32	27	Rossi, Alexander	D/H/F	00:40.6552	221.374	1.1453	0.0123	18	29
33	17	Daly, Conor	D/H/F	00:40.9636	219.707	1.4537	0.3084	16	35

(R) Rookie

Total Laps: 1273

(C)hassis: D=Dallara | (E)ngine: C=Chevy, H=Honda | (T)ire: F=Firestone

Event: 102nd Indianapolis 500
Track: Indianapolis Motor Speedway

Round 6
2.5 mile(s)



Report: Official Final Results
Session: Race

Verizon IndyCar Series
May 27, 2018



End of Lap 200: Time of Race: 02:59:42.6365 Avg Speed: 166.935 Lead Changes: 30 Caution Laps: 41

Fastest Lap: 224.138 mph (40.1538 sec) on lap 131 by 3 - Helio Castroneves

Fastest Leader Lap: 223.306 mph (40.3035 sec) on lap 199 by 12 - Will Power

Pos	SP	Car	Driver	C/E/T	Lap	Laps Down	Time Down	Pit Stops	Elapsed Time	Avg Speed	Running / Reason Out	Pts	Total Pts	Standings
1	3	12	Power, Will	D/C/F	200	0	---	5	02:59:42.6365	166.935	Running	108	243	1
2	1	20	Carpenter, Ed	D/C/F	200	0	3.1589	5	02:59:45.7954	166.886	Running	92	118	12
3	9	9	Dixon, Scott	D/H/F	200	0	4.5928	5	02:59:47.2293	166.864	Running	71	218	4
4	32	27	Rossi, Alexander	D/H/F	200	0	5.2237	5	02:59:47.8602	166.854	Running	65	241	2
5	14	28	Hunter-Reay, Ryan	D/H/F	200	0	6.7187	5	02:59:49.3552	166.831	Running	61	186	5
6	2	22	Pagnaud, Simon	D/C/F	200	0	7.2357	5	02:59:49.8722	166.823	Running	65	155	9
7	21	29	Munoz, Carlos	D/H/F	200	0	7.8377	6	02:59:50.4742	166.814	Running	53	53	23
8	4	1	Newgarden, Josef	D/C/F	200	0	8.6917	6	02:59:51.3282	166.801	Running	55	233	3
9	18	6	Wickens, Robert (R)	D/H/F	200	0	9.3112	7	02:59:51.9477	166.791	Running	45	178	7
10	30	15	Rahal, Graham	D/H/F	200	0	11.3368	6	02:59:53.9733	166.760	Running	41	183	6
11	27	66	Hildebrand, JR	D/C/F	200	0	12.7354	6	02:59:55.3719	166.738	Running	38	38	28
12	12	98	Andretti, Marco	D/H/F	200	0	14.0745	5	02:59:56.7110	166.717	Running	36	141	11
13	11	4	Leist, Matheus (R)	D/C/F	200	0	14.7798	5	02:59:57.4163	166.707	Running	34	94	19
14	22	88	Chaves, Gabby	D/C/F	200	0	15.1173	8	02:59:57.7538	166.701	Running	32	100	16
15	23	25	Wilson, Stefan	D/H/F	200	0	33.6747	7	03:00:16.3112	166.415	Running	31	31	29
16	31	60	Harvey, Jack	D/H/F	200	0	34.7970	6	03:00:17.4335	166.398	Running	28	53	24
17	26	64	Servia, Oriol	D/H/F	200	0	38.2325	6	03:00:20.8690	166.345	Running	27	27	30
18	15	23	Kimball, Charlie	D/C/F	200	0	41.5146	7	03:00:24.1511	166.295	Running	24	84	20
19	13	19	Claman De Melo, Zachary (R)	D/H/F	199	1	-	6	02:59:49.2188	165.999	Running	23	72	22
20	6	21	Pigot, Spencer	D/C/F	199	1	-	8	02:59:59.1900	165.846	Running	25	101	14
21	33	17	Daly, Conor	D/H/F	199	1	-	9	02:59:59.4427	165.842	Running	18	18	32
22	20	59	Chilton, Max	D/C/F	198	2	-	10	02:59:45.1374	165.227	Running	16	74	21
23	25	26	Veach, Zach	D/H/F	198	2	-	10	02:59:58.8515	165.018	Running	14	98	17
24	28	7	Howard, Jay	D/H/F	193	7	-	10	03:00:06.7051	160.734	Running	12	12	34
25	10	14	Kanaan, Tony	D/C/F	187	13	-	7	02:46:33.3320	168.412	Contact	11	106	13
26	24	24	Karam, Sage	D/C/F	154	46	-	4	02:17:26.1051	168.079	Contact	10	10	36
27	8	3	Castroneves, Helio	D/C/F	145	55	-	4	02:05:39.2220	173.095	Contact	12	40	27
28	5	18	Bourdais, Sebastien	D/H/F	137	63	-	4	01:54:11.9678	179.948	Contact	16	168	8
29	17	32	Kaiser, Kyle (R)	D/C/F	110	90	-	5	01:41:09.9208	163.099	Mechanical	10	45	25
30	7	13	Patrick, Danica	D/C/F	67	133	-	2	00:59:17.4546	169.503	Contact	13	13	33
31	29	10	Jones, Ed	D/H/F	57	143	-	2	00:47:48.7882	178.821	Contact	10	97	18
32	16	30	Sato, Takuma	D/H/F	46	154	-	1	00:32:49.6151	210.193	Contact	10	100	15
33	19	33	Davison, James	D/C/F	45	155	-	1	00:32:45.4848	206.056	Contact	10	10	35

Lead Change Summary		
On Lap	Car	Leader
1	20	Carpenter, Ed
31	1	Newgarden, Josef
32	21	Pigot, Spencer
35	20	Carpenter, Ed
51	19	Claman De Melo,
56	20	Carpenter, Ed
63	14	Kanaan, Tony
65	20	Carpenter, Ed
73	14	Kanaan, Tony
90	20	Carpenter, Ed
92	12	Power, Will
95	64	Servia, Oriol
96	18	Bourdais, Sebastien
97	15	Rahal, Graham
106	19	Claman De Melo,
108	12	Power, Will
129	28	Hunter-Reay, Ryan
130	18	Bourdais, Sebastien
133	1	Newgarden, Josef
135	15	Rahal, Graham
138	29	Munoz, Carlos
141	12	Power, Will
171	20	Carpenter, Ed
173	27	Rossi, Alexander
174	22	Pagnaud, Simon
175	29	Munoz, Carlos
176	64	Servia, Oriol
178	6	Wickens, Robert
180	64	Servia, Oriol
193	25	Wilson, Stefan
196	12	Power, Will

Leader Summary		
Car	Driver	Laps Led
20	Carpenter, Ed	65
12	Power, Will	59
14	Kanaan, Tony	19
64	Servia, Oriol	16
15	Rahal, Graham	12
19	Claman De Melo,	7
18	Bourdais, Sebastien	4
29	Munoz, Carlos	4
25	Wilson, Stefan	3
21	Pigot, Spencer	3
1	Newgarden, Josef	3
6	Wickens, Robert	2
27	Rossi, Alexander	1
22	Pagnaud, Simon	1
28	Hunter-Reay, Ryan	1

Caution Summary			
No	Duration	Total	Reason for Caution
1	48 to 54	7	Contact: Cars 33 and 30 in Turn 3
2	58 to 62	5	Contact: Car 10 in Turn 2
3	68 to 72	5	Contact: Car 13 in Turn 2
4	139 to 144	6	Contact: Car 18 in Turn 4
5	146 to 152	7	Contact: Car 3 in Turn 4
6	154 to 160	7	Contact: Car 24 in Turn 4
7	189 to 192	4	Contact: Car 14 in Turn 2

Penalty Summary			
Car	Reason	Lap	Penalty
32	Hitting Personnel	37	Drive-Through
20	Pit Safety Infraction	55	Post Race Fine
21	Pit Safety Infraction	55	Post Race Fine
7	Pit Safety Infraction	63	Post Race Fine
24	Pit Safety Infraction	78	Post Race Fine
21	Pit Speed Violation	97	Drive-Through
24	Pit Safety Infraction	99	Post Race Fine
25	Pit Safety Infraction	148	Post Race Fine
19	Pit Safety Infraction	148	Post Race Fine
14	Pit Safety Infraction	148	Post Race Fine
59	Failing to Follow Instructions	197	Drive-Through

(C)hassis: D=Dallara | (E)ngine: C=Chevy, H=Honda | (T)ire: F=Firestone



OFFICIAL BOX SCORE

Verizon IndyCar Series
 102nd Running of the Indianapolis 500-Mile Race
 Sunday, May 27, 2018



FP	SP	Car	Driver	Car Name	Laps	Reason Out	Pts	Total Pts	Standings	Earnings
1	3	12	Will Power	Verizon Team Penske Chevrolet	200	Running	108	243	1	\$2,525,454
2	1	20	Ed Carpenter	Ed Carpenter Racing Fuzzy's Vodka Chevrolet	200	Running	92	118	12	\$911,504
3	9	9	Scott Dixon	PNC Bank Chip Ganassi Racing Honda	200	Running	71	218	4	\$587,129
4	32	27	Alexander Rossi	NAPA AUTO PARTS Honda	200	Running	65	241	2	\$454,804
5	14	28	Ryan Hunter-Reay	DHL Honda	200	Running	61	186	5	\$419,804
6	2	22	Simon Pagenaud	Menards Team Penske Chevrolet	200	Running	65	155	9	\$419,804
7	21	29	Carlos Munoz	Ruoff Home Mortgage Honda	200	Running	53	53	23	\$254,005
8	4	1	Josef Newgarden	Verizon Team Penske Chevrolet	200	Running	55	233	3	\$400,654
9	18	6	Robert Wickens (R)	Lucas Oil SPM Honda	200	Running	45	178	7	\$424,979
10	30	15	Graham Rahal	United Rentals Honda	200	Running	41	183	6	\$401,229
11	27	66	JR Hildebrand	Salesforce DRR Chevrolet	200	Running	38	38	28	\$225,305
12	12	98	Marco Andretti	U.S. Concrete / Curb Honda	200	Running	36	141	11	\$364,129
13	11	4	Matheus Leist (R)	ABC Supply AJ Foyt Racing Chevrolet	200	Running	34	94	19	\$357,129
14	22	88	Gabby Chaves	Harding Group Chevrolet	200	Running	32	100	16	\$315,305
15	23	25	Stefan Wilson	#DrivenToSaveLives Honda	200	Running	31	31	29	\$212,330
16	31	60	Jack Harvey	AutoNation SiriusXM MSR with SPM Honda	200	Running	28	53	24	\$200,305
17	26	64	Oriol Servia	Scuderia Corse / Manitoowoc Honda	200	Running	27	27	30	\$211,105
18	15	23	Charlie Kimball	Fiasp Chevrolet	200	Running	24	84	20	\$300,305
19	13	19	Zachary Claman De Melo (R)	Paysafe Honda	199	Running	23	72	22	\$339,354
20	6	21	Spencer Pigot	Preferred Freezer Service Chevrolet	199	Running	25	101	14	\$346,154
21	33	17	Conor Daly	United States Air Force Honda	199	Running	18	18	32	\$200,305
22	20	59	Max Chilton	Gallagher Chevrolet	198	Running	16	74	21	\$300,305
23	25	26	Zach Veach	Relay Group 1001 Honda	198	Running	14	98	17	\$334,129
24	28	7	Jay Howard	One Cure SPM Honda	193	Running	12	12	34	\$200,305
25	10	14	Tony Kanaan	ABC Supply AJ Foyt Racing Chevrolet	187	Contact	11	106	13	\$346,954
26	24	24	Sage Karam	WIX Filters DRR Chevrolet	154	Contact	10	10	36	\$203,305
27	8	3	Helio Castroneves	Pennzoil Team Penske Chevrolet	145	Contact	12	40	27	\$205,305
28	5	18	Sebastien Bourdais	Team SealMaster Honda	137	Contact	16	168	8	\$348,829
29	17	32	Kyle Kaiser (R)	NFP / Juncos Racing Chevrolet	110	Mechanical	10	45	25	\$205,805
30	7	13	Danica Patrick	GoDaddy Chevrolet	67	Contact	13	13	33	\$208,305
31	29	10	Ed Jones	NTT DATA Honda	57	Contact	10	97	18	\$338,129
32	16	30	Takuma Sato	Mi-Jack / Panasonic Honda	46	Contact	10	100	15	\$300,305
33	19	33	James Davison	Jonathan Byrd's 502 East Chevrolet	45	Contact	10	10	35	\$200,305

Other Awards: \$15,000


Time of Race: 2:59:42.6365 **Avg Speed:** 166.935 mph **Margin of Victory:** 3.1589 seconds **Lead Changes:** 30 **Caution Laps:** 41
Fastest Lap: 224.138 mph (40.1538 seconds) on Lap 131 by 3 - Helio Castroneves
Fastest Leader Lap: 223.306 mph (40.3035 seconds) on Lap 199 by 12 - Will Power
Verizon P1 Award: Ed Carpenter (156.7818, 229.618 mph)

Legend: R = Sunoco Rookie of the Year Candidate; All cars use fourth-generation Verizon IndyCar Series Chassis (IR-12) and Firestone tires

Laps	Car	Driver	Lap Leader Summary:				Caution Flags:			
			Car	Driver	Times	Laps	No	Duration	Total	Reason for Caution
1 - 30	20	Carpenter, Ed								
31	1	Newgarden, Josef	20	Carpenter, Ed	6	65	1	48 to 54	7	Contact: Cars 33 and 30 in Turn 3
32 - 34	21	Pigot, Spencer	12	Power, Will	4	59	2	58 to 62	5	Contact: Car 10 in Turn 2
35 - 50	20	Carpenter, Ed	14	Kanaan, Tony	2	19	3	68 to 72	5	Contact: Car 13 in Turn 2
51 - 55	19	Claman De Melo,	64	Servia, Oriol	3	16	4	139 to 144	6	Contact: Car 18 in Turn 4
56 - 62	20	Carpenter, Ed	15	Rahal, Graham	2	12	5	146 to 152	7	Contact: Car 3 in Turn 4
63 - 64	14	Kanaan, Tony	19	Claman De Melo, Zachary	2	7	6	154 to 160	7	Contact: Car 24 in Turn 4
65 - 72	20	Carpenter, Ed	18	Bourdais, Sebastien	2	4	7	189 to 192	4	Contact: Car 14 in Turn 2
73 - 89	14	Kanaan, Tony	29	Munoz, Carlos	2	4				
90 - 91	20	Carpenter, Ed	25	Wilson, Stefan	1	3				
92 - 94	12	Power, Will	21	Pigot, Spencer	1	3				
95	64	Servia, Oriol	1	Newgarden, Josef	2	3				
96	18	Bourdais, Sebastien	6	Wickens, Robert	1	2				
97 - 105	15	Rahal, Graham	27	Rossi, Alexander	1	1				
106 - 107	19	Claman De Melo,	22	Pagenaud, Simon	1	1	32	Hitting Personnel	37	Drive-Through
108 - 128	12	Power, Will	28	Hunter-Reav, Rvan	1	1	20	Pit Safety Infraction	55	Post Race Fine
129	28	Hunter-Reav, Rvan					21	Pit Safety Infraction	55	Post Race Fine
130 - 132	18	Bourdais, Sebastien					7	Pit Safety Infraction	63	Post Race Fine
133 - 134	1	Newgarden, Josef					24	Pit Safety Infraction	78	Post Race Fine
135 - 137	15	Rahal, Graham					21	Pit Speed Violation	97	Drive-Through
138 - 140	29	Munoz, Carlos					24	Pit Safety Infraction	99	Post Race Fine
141 - 170	12	Power, Will					25	Pit Safety Infraction	148	Post Race Fine
171 - 172	20	Carpenter, Ed					19	Pit Safety Infraction	148	Post Race Fine
173	27	Rossi, Alexander					14	Pit Safety Infraction	148	Post Race Fine
174	22	Pagenaud, Simon					59	Failing to Follow Instructions	197	Drive-Through
175	29	Munoz, Carlos								
176 - 177	64	Servia, Oriol								
178 - 179	6	Wickens, Robert								
180 - 192	64	Servia, Oriol								
193 - 195	25	Wilson, Stefan								
196 - 200	12	Power, Will								

Event: 102nd Indianapolis 500
Track: Indianapolis Motor Speedway

Round 6
2.5 mile(s)



Report: Leader Lap Summary
Session: Race

Verizon IndyCar Series
May 27, 2018




Lap	Car	Driver	C/E/T	Time	Speed	Diff	Flag
1	20	Carpenter, Ed	D/C/F	00:41.9372	214.607	00:00.2113	Green
2	20	Carpenter, Ed	D/C/F	00:40.7746	220.726	00:00.4727	Green
3	20	Carpenter, Ed	D/C/F	00:40.8067	220.552	00:00.4048	Green
4	20	Carpenter, Ed	D/C/F	00:40.8403	220.371	00:00.4435	Green
5	20	Carpenter, Ed	D/C/F	00:40.9019	220.039	00:00.3424	Green
6	20	Carpenter, Ed	D/C/F	00:40.8892	220.107	00:00.5424	Green
7	20	Carpenter, Ed	D/C/F	00:40.9300	219.888	00:00.6850	Green
8	20	Carpenter, Ed	D/C/F	00:40.9357	219.857	00:00.7089	Green
9	20	Carpenter, Ed	D/C/F	00:41.1678	218.617	00:00.5623	Green
10	20	Carpenter, Ed	D/C/F	00:40.9689	219.679	00:00.8541	Green
11	20	Carpenter, Ed	D/C/F	00:41.3002	217.917	00:00.8564	Green
12	20	Carpenter, Ed	D/C/F	00:41.3050	217.891	00:00.7476	Green
13	20	Carpenter, Ed	D/C/F	00:41.2758	218.045	00:00.8439	Green
14	20	Carpenter, Ed	D/C/F	00:41.2375	218.248	00:00.7506	Green
15	20	Carpenter, Ed	D/C/F	00:41.1916	218.491	00:00.7812	Green
16	20	Carpenter, Ed	D/C/F	00:41.1505	218.709	00:00.8753	Green
17	20	Carpenter, Ed	D/C/F	00:41.0917	219.022	00:01.2355	Green
18	20	Carpenter, Ed	D/C/F	00:41.0866	219.050	00:01.3176	Green
19	20	Carpenter, Ed	D/C/F	00:41.0071	219.474	00:01.5020	Green
20	20	Carpenter, Ed	D/C/F	00:40.9493	219.784	00:01.8747	Green
21	20	Carpenter, Ed	D/C/F	00:41.0620	219.181	00:02.0268	Green
22	20	Carpenter, Ed	D/C/F	00:41.1893	218.503	00:02.3784	Green
23	20	Carpenter, Ed	D/C/F	00:41.1463	218.732	00:02.5739	Green
24	20	Carpenter, Ed	D/C/F	00:41.1264	218.838	00:02.6324	Green
25	20	Carpenter, Ed	D/C/F	00:41.9695	214.441	00:01.6937	Green
26	20	Carpenter, Ed	D/C/F	00:42.4328	212.100	00:01.0351	Green
27	20	Carpenter, Ed	D/C/F	00:41.9430	214.577	00:01.0102	Green
28	20	Carpenter, Ed	D/C/F	00:42.4069	212.230	00:01.0556	Green
29	20	Carpenter, Ed	D/C/F	00:42.1502	213.522	00:01.0717	Green
30	20	Carpenter, Ed	D/C/F	00:44.8678	200.589	00:00.6026	Green
31	1	Newgarden, Josef	D/C/F	00:44.6091	201.753	00:01.6026	Green
32	21	Pigot, Spencer	D/C/F	00:42.7927	210.316	00:09.5355	Green
33	21	Pigot, Spencer	D/C/F	00:42.8226	210.169	00:19.7633	Green
34	21	Pigot, Spencer	D/C/F	00:54.7067	164.514	00:11.5220	Green
35	20	Carpenter, Ed	D/C/F	00:40.4714	222.379	00:00.9742	Green
36	20	Carpenter, Ed	D/C/F	00:40.3883	222.837	00:01.3365	Green
37	20	Carpenter, Ed	D/C/F	00:40.4912	222.271	00:02.3931	Green
38	20	Carpenter, Ed	D/C/F	00:40.7545	220.835	00:02.7036	Green
39	20	Carpenter, Ed	D/C/F	00:40.9634	219.708	00:02.6134	Green
40	20	Carpenter, Ed	D/C/F	00:41.1569	218.675	00:02.3889	Green
41	20	Carpenter, Ed	D/C/F	00:41.4185	217.294	00:01.7471	Green
42	20	Carpenter, Ed	D/C/F	00:41.5040	216.847	00:01.3410	Green
43	20	Carpenter, Ed	D/C/F	00:41.1694	218.609	00:01.8037	Green
44	20	Carpenter, Ed	D/C/F	00:41.3614	217.594	00:01.9183	Green
45	20	Carpenter, Ed	D/C/F	00:41.4782	216.981	00:01.8951	Green
46	20	Carpenter, Ed	D/C/F	00:41.4826	216.958	00:01.7447	Green
47	20	Carpenter, Ed	D/C/F	00:41.5866	216.416	00:01.6225	Green
48	20	Carpenter, Ed	D/C/F	00:58.0538	155.029	00:02.0989	Yellow
49	20	Carpenter, Ed	D/C/F	01:41.9693	88.262	00:02.1259	Yellow
50	20	Carpenter, Ed	D/C/F	02:00.0827	74.948	00:00.7669	Yellow

(C)hassis: D=Dallara | (E)ngine: C=Chevy, H=Honda | (T)ire: F=Firestone

Event: 102nd Indianapolis 500
Track: Indianapolis Motor Speedway

Round 6
2.5 mile(s)



Report: Leader Lap Summary
Session: Race

Verizon IndyCar Series
May 27, 2018



Lap	Car	Driver	C/E/T	Time	Speed	Diff	Flag
51	19	Claman De Melo,	D/H/F	01:51.5376	80.690	00:01.2550	Yellow
52	19	Claman De Melo,	D/H/F	01:45.6556	85.182	00:01.2491	Yellow
53	19	Claman De Melo,	D/H/F	01:49.7282	82.021	00:01.1115	Yellow
54	19	Claman De Melo,	D/H/F	01:44.5024	86.122	00:01.0228	Yellow
55	19	Claman De Melo,	D/H/F	01:15.7787	118.767	00:00.0734	Green
56	20	Carpenter, Ed	D/C/F	00:41.8131	215.244	00:01.0142	Green
57	20	Carpenter, Ed	D/C/F	00:40.7320	220.956	00:00.5348	Green
58	20	Carpenter, Ed	D/C/F	00:44.1825	203.701	00:00.5070	Yellow
59	20	Carpenter, Ed	D/C/F	01:37.1534	92.637	00:00.7000	Yellow
60	20	Carpenter, Ed	D/C/F	01:45.5745	85.248	00:00.6496	Yellow
61	20	Carpenter, Ed	D/C/F	01:44.3083	86.283	00:00.9219	Yellow
62	20	Carpenter, Ed	D/C/F	01:34.9281	94.809	00:00.7886	Yellow
63	14	Kanaan, Tony	D/C/F	01:18.6317	114.458	00:00.0639	Green
64	14	Kanaan, Tony	D/C/F	00:41.2832	218.006	00:00.0804	Green
65	20	Carpenter, Ed	D/C/F	00:40.7437	220.893	00:00.2853	Green
66	20	Carpenter, Ed	D/C/F	00:40.7988	220.595	00:00.4780	Green
67	20	Carpenter, Ed	D/C/F	00:40.8277	220.439	00:00.6065	Green
68	20	Carpenter, Ed	D/C/F	00:44.5082	202.210	00:01.3841	Yellow
69	20	Carpenter, Ed	D/C/F	01:35.9657	93.784	00:00.9555	Yellow
70	20	Carpenter, Ed	D/C/F	01:53.1072	79.571	00:00.4419	Yellow
71	20	Carpenter, Ed	D/C/F	01:46.3973	84.589	00:00.3854	Yellow
72	20	Carpenter, Ed	D/C/F	01:41.8169	88.394	00:00.4808	Yellow
73	14	Kanaan, Tony	D/C/F	01:22.0367	109.707	00:00.0340	Green
74	14	Kanaan, Tony	D/C/F	00:41.8051	215.285	00:00.3549	Green
75	14	Kanaan, Tony	D/C/F	00:40.9416	219.825	00:00.2833	Green
76	14	Kanaan, Tony	D/C/F	00:40.9654	219.698	00:00.4751	Green
77	14	Kanaan, Tony	D/C/F	00:40.9900	219.566	00:00.5219	Green
78	14	Kanaan, Tony	D/C/F	00:41.0471	219.260	00:00.6609	Green
79	14	Kanaan, Tony	D/C/F	00:41.1678	218.617	00:00.9452	Green
80	14	Kanaan, Tony	D/C/F	00:41.1620	218.648	00:01.2358	Green
81	14	Kanaan, Tony	D/C/F	00:41.2448	218.209	00:01.3207	Green
82	14	Kanaan, Tony	D/C/F	00:41.3193	217.816	00:01.1746	Green
83	14	Kanaan, Tony	D/C/F	00:41.3423	217.695	00:01.0800	Green
84	14	Kanaan, Tony	D/C/F	00:41.2638	218.109	00:00.9324	Green
85	14	Kanaan, Tony	D/C/F	00:41.1460	218.733	00:01.4449	Green
86	14	Kanaan, Tony	D/C/F	00:41.2085	218.402	00:01.5598	Green
87	14	Kanaan, Tony	D/C/F	00:41.2897	217.972	00:01.7587	Green
88	14	Kanaan, Tony	D/C/F	00:42.0954	213.800	00:01.3352	Green
89	14	Kanaan, Tony	D/C/F	00:42.4818	211.855	00:01.3367	Green
90	20	Carpenter, Ed	D/C/F	00:41.5816	216.442	00:01.0796	Green
91	20	Carpenter, Ed	D/C/F	00:41.0478	219.257	00:01.1166	Green
92	12	Power, Will	D/C/F	00:41.2235	218.322	00:01.0807	Green
93	12	Power, Will	D/C/F	00:40.7131	221.059	00:03.6852	Green
94	12	Power, Will	D/C/F	00:52.4746	171.512	00:04.7569	Green
95	64	Servia, Oriol	D/H/F	00:42.4935	211.797	00:01.3829	Green
96	18	Bourdais, Sebastien	D/H/F	00:41.5822	216.439	00:02.1105	Green
97	15	Rahal, Graham	D/H/F	00:42.3726	212.401	00:00.9831	Green
98	15	Rahal, Graham	D/H/F	00:42.9510	209.541	00:02.0123	Green
99	15	Rahal, Graham	D/H/F	00:42.1378	213.585	00:03.0426	Green
100	15	Rahal, Graham	D/H/F	00:41.8718	214.942	00:03.3644	Green
101	15	Rahal, Graham	D/H/F	00:41.7317	215.663	00:03.5615	Green

(C)hassis: D=Dallara | (E)ngine: C=Chevy, H=Honda | (T)ire: F=Firestone

Event: 102nd Indianapolis 500
Track: Indianapolis Motor Speedway

Round 6
2.5 mile(s)



Report: Leader Lap Summary
Session: Race

Verizon IndyCar Series
May 27, 2018




Lap	Car	Driver	C/E/T	Time	Speed	Diff	Flag
102	15	Rahal, Graham	D/H/F	00:41.6380	216.149	00:03.8471	Green
103	15	Rahal, Graham	D/H/F	00:41.5983	216.355	00:04.0988	Green
104	15	Rahal, Graham	D/H/F	00:41.9723	214.427	00:05.0648	Green
105	15	Rahal, Graham	D/H/F	00:42.0777	213.890	00:04.7127	Green
106	19	Claman De Melo,	D/H/F	00:41.6141	216.273	00:02.6789	Green
107	19	Claman De Melo,	D/H/F	00:41.5487	216.613	00:01.8688	Green
108	12	Power, Will	D/C/F	00:41.1659	218.628	00:04.7226	Green
109	12	Power, Will	D/C/F	00:41.6323	216.178	00:04.7475	Green
110	12	Power, Will	D/C/F	00:41.2931	217.954	00:04.7420	Green
111	12	Power, Will	D/C/F	00:41.2798	218.024	00:04.8627	Green
112	12	Power, Will	D/C/F	00:41.6296	216.192	00:04.5743	Green
113	12	Power, Will	D/C/F	00:41.1937	218.480	00:04.8047	Green
114	12	Power, Will	D/C/F	00:41.1317	218.809	00:04.9122	Green
115	12	Power, Will	D/C/F	00:41.2511	218.176	00:05.1782	Green
116	12	Power, Will	D/C/F	00:41.4350	217.208	00:04.9877	Green
117	12	Power, Will	D/C/F	00:41.5182	216.772	00:04.8624	Green
118	12	Power, Will	D/C/F	00:41.6587	216.041	00:04.7003	Green
119	12	Power, Will	D/C/F	00:41.8047	215.287	00:04.3602	Green
120	12	Power, Will	D/C/F	00:42.1317	213.616	00:03.5706	Green
121	12	Power, Will	D/C/F	00:43.9816	204.631	00:01.2797	Green
122	12	Power, Will	D/C/F	00:42.5477	211.527	00:01.1483	Green
123	12	Power, Will	D/C/F	00:41.7990	215.316	00:02.4728	Green
124	12	Power, Will	D/C/F	00:41.4448	217.156	00:03.1693	Green
125	12	Power, Will	D/C/F	00:41.4191	217.291	00:03.7913	Green
126	12	Power, Will	D/C/F	00:41.5265	216.729	00:04.3026	Green
127	12	Power, Will	D/C/F	00:41.5044	216.844	00:05.3869	Green
128	12	Power, Will	D/C/F	00:41.4755	216.996	00:05.7918	Green
129	28	Hunter-Reay, Ryan	D/H/F	00:40.9426	219.820	00:06.7402	Green
130	18	Bourdais, Sebastien	D/H/F	00:42.1588	213.479	00:05.1949	Green
131	18	Bourdais, Sebastien	D/H/F	00:42.0668	213.945	00:07.2409	Green
132	18	Bourdais, Sebastien	D/H/F	00:42.3185	212.673	00:06.4296	Green
133	1	Newgarden, Josef	D/C/F	00:42.1685	213.429	00:01.9676	Green
134	1	Newgarden, Josef	D/C/F	00:41.5065	216.834	00:02.8782	Green
135	15	Rahal, Graham	D/H/F	00:43.1844	208.409	00:00.5077	Green
136	15	Rahal, Graham	D/H/F	00:42.9771	209.414	00:00.5519	Green
137	15	Rahal, Graham	D/H/F	00:43.1268	208.687	00:00.7449	Green
138	29	Munoz, Carlos	D/H/F	00:42.5825	211.354	00:01.0850	Green
139	29	Munoz, Carlos	D/H/F	01:01.8076	145.613	00:07.1790	Yellow
140	29	Munoz, Carlos	D/H/F	01:34.7555	94.981	00:01.4219	Yellow
141	12	Power, Will	D/C/F	01:56.8043	77.052	00:02.5680	Yellow
142	12	Power, Will	D/C/F	01:44.0885	86.465	00:01.2497	Yellow
143	12	Power, Will	D/C/F	01:43.7446	86.752	00:00.9042	Yellow
144	12	Power, Will	D/C/F	01:40.0819	89.926	00:00.8116	Yellow
145	12	Power, Will	D/C/F	01:22.2080	109.478	00:00.1206	Green
146	12	Power, Will	D/C/F	00:42.1270	213.640	00:00.6056	Yellow
147	12	Power, Will	D/C/F	01:18.8470	114.145	00:00.8026	Yellow
148	12	Power, Will	D/C/F	01:34.2223	95.519	00:01.1140	Yellow
149	12	Power, Will	D/C/F	01:34.1326	95.610	00:00.9779	Yellow
150	12	Power, Will	D/C/F	01:28.3311	101.889	00:01.1151	Yellow
151	12	Power, Will	D/C/F	01:28.4775	101.721	00:00.5362	Yellow
152	12	Power, Will	D/C/F	01:28.3446	101.874	00:01.2161	Yellow

(C)hassis: D=Dallara | (E)ngine: C=Chevy, H=Honda | (T)ire: F=Firestone

Event: 102nd Indianapolis 500
Track: Indianapolis Motor Speedway

Round 6
2.5 mile(s)



Report: Leader Lap Summary
Session: Race


Verizon IndyCar Series
May 27, 2018



Lap	Car	Driver	C/E/T	Time	Speed	Diff	Flag
153	12	Power, Will	D/C/F	01:19.9803	112.528	00:00.2795	Green
154	12	Power, Will	D/C/F	00:41.8510	215.049	00:00.9270	Yellow
155	12	Power, Will	D/C/F	01:19.1669	113.684	00:00.3863	Yellow
156	12	Power, Will	D/C/F	01:40.6313	89.435	00:00.8106	Yellow
157	12	Power, Will	D/C/F	01:47.0415	84.080	00:00.3593	Yellow
158	12	Power, Will	D/C/F	01:34.2781	95.462	00:00.7395	Yellow
159	12	Power, Will	D/C/F	01:32.5697	97.224	00:00.6212	Yellow
160	12	Power, Will	D/C/F	01:28.0034	102.269	00:00.7630	Yellow
161	12	Power, Will	D/C/F	01:19.4516	113.277	00:00.4010	Green
162	12	Power, Will	D/C/F	00:41.5420	216.648	00:00.2922	Green
163	12	Power, Will	D/C/F	00:40.8951	220.075	00:00.2394	Green
164	12	Power, Will	D/C/F	00:40.9296	219.890	00:00.4365	Green
165	12	Power, Will	D/C/F	00:40.9509	219.775	00:00.5080	Green
166	12	Power, Will	D/C/F	00:40.9709	219.668	00:00.5600	Green
167	12	Power, Will	D/C/F	00:40.9543	219.757	00:00.6306	Green
168	12	Power, Will	D/C/F	00:40.9389	219.840	00:00.6635	Green
169	12	Power, Will	D/C/F	00:40.9272	219.903	00:00.7038	Green
170	12	Power, Will	D/C/F	00:40.8935	220.084	00:00.8120	Green
171	20	Carpenter, Ed	D/C/F	00:41.1829	218.537	00:00.4339	Green
172	20	Carpenter, Ed	D/C/F	00:40.6649	221.321	00:01.0846	Green
173	27	Rossi, Alexander	D/H/F	00:40.8506	220.315	00:01.4487	Green
174	22	Pagenaud, Simon	D/C/F	00:41.0188	219.412	00:03.7645	Green
175	29	Munoz, Carlos	D/H/F	00:40.4163	222.682	00:08.1509	Green
176	64	Servia, Oriol	D/H/F	00:42.2512	213.012	00:00.8271	Green
177	64	Servia, Oriol	D/H/F	00:42.7886	210.336	00:00.4659	Green
178	6	Wickens, Robert (R)	D/H/F	00:42.0879	213.838	00:00.2663	Green
179	6	Wickens, Robert (R)	D/H/F	00:41.5162	216.783	00:00.4286	Green
180	64	Servia, Oriol	D/H/F	00:41.6299	216.191	00:02.3813	Green
181	64	Servia, Oriol	D/H/F	00:40.7904	220.640	00:03.4440	Green
182	64	Servia, Oriol	D/H/F	00:40.6296	221.513	00:03.9850	Green
183	64	Servia, Oriol	D/H/F	00:41.3239	217.792	00:03.7803	Green
184	64	Servia, Oriol	D/H/F	00:41.1415	218.757	00:04.1417	Green
185	64	Servia, Oriol	D/H/F	00:41.1256	218.842	00:04.7216	Green
186	64	Servia, Oriol	D/H/F	00:41.4202	217.285	00:04.2491	Green
187	64	Servia, Oriol	D/H/F	00:41.7768	215.431	00:03.4760	Green
188	64	Servia, Oriol	D/H/F	00:41.2044	218.423	00:03.1958	Green
189	64	Servia, Oriol	D/H/F	01:05.0956	138.258	00:02.6592	Yellow
190	64	Servia, Oriol	D/H/F	01:43.8287	86.681	00:03.0357	Yellow
191	64	Servia, Oriol	D/H/F	01:58.9520	75.661	00:01.3035	Yellow
192	64	Servia, Oriol	D/H/F	01:56.3720	77.338	00:00.8082	Yellow
193	25	Wilson, Stefan	D/H/F	01:23.4327	107.871	00:00.0162	Green
194	25	Wilson, Stefan	D/H/F	00:41.8330	215.141	00:00.3522	Green
195	25	Wilson, Stefan	D/H/F	00:41.0319	219.342	00:00.6172	Green
196	12	Power, Will	D/C/F	00:41.6069	216.310	00:01.0252	Green
197	12	Power, Will	D/C/F	00:40.7958	220.611	00:02.0377	Green
198	12	Power, Will	D/C/F	00:40.5646	221.868	00:02.1983	Green
199	12	Power, Will	D/C/F	00:40.3035	223.306	00:02.7338	Green
200	12	Power, Will	D/C/F	00:41.3651	217.575	00:03.1589	Checker

(C)hassis: D=Dallara | (E)ngine: C=Chevy, H=Honda | (T)ire: F=Firestone

Event: 102nd Indianapolis 500
Track: Indianapolis Motor Speedway

Round 6
2.5 mile(s)  verizon
indycar
series

Report: Pit Stop Summary
Session: Race

Verizon IndyCar Series
May 27, 2018



Rank	Car	Driver	C/E/T	Total	Pit Stop Data			
1	12	Power, Will	D/C/F	5 Pit Stops	Stop	Lap	Race Lap	Time of Race
					1	32	32	00:22:25.0213
					2	50	50	00:37:44.9697
					3	94	94	01:22:53.1373
					4	129	129	01:47:52.9332
					5	171	171	02:34:57.1020
2	20	Carpenter, Ed	D/C/F	5 Pit Stops	Stop	Lap	Race Lap	Time of Race
					1	31	31	00:21:39.0977
					2	50	50	00:37:42.3041
					3	92	92	01:21:31.5593
					4	127	127	01:46:34.7151
					5	173	173	02:36:19.9973
3	9	Dixon, Scott	D/H/F	5 Pit Stops	Stop	Lap	Race Lap	Time of Race
					1	32	32	00:22:27.9844
					2	50	50	00:37:47.9384
					3	95	95	01:23:57.2068
					4	130	130	01:48:54.3726
					5	160	160	02:26:45.9865
4	27	Rossi, Alexander	D/H/F	5 Pit Stops	Stop	Lap	Race Lap	Time of Race
					1	34	34	00:24:27.5076
					2	50	50	00:38:08.4934
					3	95	95	01:24:11.6509
					4	130	130	01:49:10.6911
					5	174	174	02:37:13.2333
5	28	Hunter-Reay, Ryan	D/H/F	5 Pit Stops	Stop	Lap	Race Lap	Time of Race
					1	32	32	00:22:40.6738
					2	50	50	00:38:00.7118
					3	94	94	01:23:10.1486
					4	130	130	01:48:50.2136
					5	172	172	02:35:52.1956
6	22	Pagnaud, Simon	D/C/F	5 Pit Stops	Stop	Lap	Race Lap	Time of Race
					1	31	31	00:21:40.2250
					2	50	50	00:37:43.9387
					3	93	93	01:22:14.0716
					4	128	128	01:47:15.7051
					5	175	175	02:37:44.0741

(C)hassis: D=Dallara | (E)ngine: C=Chevy, H=Honda | (T)ire: F=Firestone

Event: 102nd Indianapolis 500
Track: Indianapolis Motor Speedway

Round 6
2.5 mile(s) 

Report: Pit Stop Summary
Session: Race

Verizon IndyCar Series
May 27, 2018



Rank	Car	Driver	C/E/T	Total	Pit Stop Data			
7	29	Munoz, Carlos	D/H/F	6 Pit Stops	Stop	Lap	Race Lap	Time of Race
					1	34	34	00:24:25.2635
					2	50	50	00:38:06.5338
					3	70	70	01:03:43.5625
					4	106	106	01:32:00.4564
					5	141	141	01:59:23.8856
					6	176	176	02:38:41.8559
8	1	Newgarden, Josef	D/C/F	6 Pit Stops	Stop	Lap	Race Lap	Time of Race
					1	32	32	00:22:22.5738
					2	50	50	00:37:43.4804
					3	70	70	01:03:26.6396
					4	101	101	01:28:18.8290
					5	135	135	01:52:30.8795
					6	170	170	02:34:22.9474
9	6	Wickens, Robert (R)	D/H/F	7 Pit Stops	Stop	Lap	Race Lap	Time of Race
					1	33	33	00:23:38.5082
					2	50	50	00:38:04.1139
					3	70	70	01:03:41.1573
					4	106	106	01:31:58.6884
					5	137	137	01:54:14.2366
					6	180	180	02:41:37.4589
					7	191	191	02:51:56.3203
10	15	Rahal, Graham	D/H/F	6 Pit Stops	Stop	Lap	Race Lap	Time of Race
					1	35	35	00:25:07.4646
					2	50	50	00:38:05.6682
					3	70	70	01:03:45.4552
					4	106	106	01:31:55.6285
					5	138	138	01:54:56.4734
					6	173	173	02:36:34.7551
11	66	Hildebrand, JR	D/C/F	6 Pit Stops	Stop	Lap	Race Lap	Time of Race
					1	33	34	00:24:01.6960
					2	53	53	00:43:50.6798
					3	70	70	01:03:47.9595
					4	104	104	01:30:38.5590
					5	136	136	01:53:34.6451
					6	168	168	02:33:13.9912

(C)hassis: D=Dallara | (E)ngine: C=Chevy, H=Honda | (T)ire: F=Firestone

Event: 102nd Indianapolis 500
Track: Indianapolis Motor Speedway

Round 6
2.5 mile(s)



Report: Pit Stop Summary
Session: Race

Verizon IndyCar Series
May 27, 2018



Rank	Car	Driver	C/E/T	Total	Pit Stop Data			
12	98	Andretti, Marco	D/H/F	5 Pit Stops	Stop	Lap	Race Lap	Time of Race
					1	32	32	00:22:28.5699
					2	50	50	00:37:48.6474
					3	92	92	01:21:42.9639
					4	125	125	01:45:17.4104
					5	170	170	02:34:22.5522
13	4	Leist, Matheus (R)	D/C/F	5 Pit Stops	Stop	Lap	Race Lap	Time of Race
					1	33	33	00:23:16.0650
					2	50	50	00:37:53.0832
					3	93	93	01:22:34.5807
					4	127	127	01:46:51.3415
					5	172	172	02:35:54.4273
14	88	Chaves, Gabby	D/C/F	8 Pit Stops	Stop	Lap	Race Lap	Time of Race
					1	32	33	00:23:03.5544
					2	50	50	00:38:06.8909
					3	60	60	00:52:17.1891
					4	93	94	01:22:54.2182
					5	124	125	01:45:04.9699
					6	141	141	01:59:40.8412
					7	171	171	02:35:20.7896
					8	191	191	02:51:55.0877
15	25	Wilson, Stefan	D/H/F	7 Pit Stops	Stop	Lap	Race Lap	Time of Race
					1	34	34	00:24:27.4392
					2	50	50	00:38:08.4214
					3	70	70	01:03:48.5007
					4	106	106	01:32:11.3958
					5	141	141	02:00:20.6521
					6	157	157	02:22:35.7769
					7	196	196	02:57:16.6924
16	60	Harvey, Jack	D/H/F	6 Pit Stops	Stop	Lap	Race Lap	Time of Race
					1	34	34	00:24:39.1871
					2	53	53	00:43:50.0816
					3	96	96	01:24:55.2310
					4	131	131	01:49:56.7508
					5	158	158	02:24:07.2791
					6	196	196	02:57:18.3026

(C)hassis: D=Dallara | (E)ngine: C=Chevy, H=Honda | (T)ire: F=Firestone

Event: 102nd Indianapolis 500
Track: Indianapolis Motor Speedway

Round 6
2.5 mile(s)



Report: Pit Stop Summary
Session: Race

Verizon IndyCar Series
May 27, 2018



Rank	Car	Driver	C/E/T	Total	Pit Stop Data			
17	64	Servia, Oriol	D/H/F	6 Pit Stops	Stop	Lap	Race Lap	Time of Race
					1	34	34	00:24:33.1476
					2	53	53	00:43:47.9008
					3	96	96	01:24:52.6107
					4	131	131	01:49:55.4772
					5	157	157	02:22:52.7415
					6	197	197	02:58:00.9344
18	23	Kimball, Charlie	D/C/F	8 Pit Stops	Stop	Lap	Race Lap	Time of Race
					1	31	31	00:21:54.7008
					2	50	50	00:37:50.5599
					3	91	91	01:21:08.0080
					4	121	121	01:42:37.1211
					5	141	141	01:59:16.5257
					6	157	157	02:22:16.9453
					7	160	160	02:26:58.3490
					8	195	195	02:56:33.4045
19	19	Claman De Melo, Zachary (R)	D/H/F	6 Pit Stops	Stop	Lap	Race Lap	Time of Race
					1	34	34	00:24:11.9023
					2	70	70	01:03:27.7222
					3	108	108	01:33:17.9504
					4	141	141	01:59:12.0762
					5	152	152	02:15:36.6618
					6	197	197	02:58:01.7892
20	21	Pigot, Spencer	D/C/F	8 Pit Stops	Stop	Lap	Race Lap	Time of Race
					1	34	34	00:23:50.2152
					2	50	50	00:37:45.3255
					3	94	94	01:23:15.3077
					4	96	97	01:25:16.9380
					5	129	130	01:48:45.5538
					6	177	178	02:40:04.2307
					7	190	191	02:51:46.8609
					8	191	192	02:53:47.4875

(C)hassis: D=Dallara | (E)ngine: C=Chevy, H=Honda | (T)ire: F=Firestone

Event: 102nd Indianapolis 500
Track: Indianapolis Motor Speedway

Round 6
2.5 mile(s)



Report: Pit Stop Summary
Session: Race

Verizon IndyCar Series
May 27, 2018



Rank	Car	Driver	C/E/T	Total	Pit Stop Data			
21	17	Daly, Conor	D/H/F	9 Pit Stops	Stop	Lap	Race Lap	Time of Race
					1	34	35	00:24:52.8432
					2	53	53	00:43:56.1781
					3	70	70	01:03:52.4968
					4	103	104	01:30:16.0141
					5	136	137	01:54:07.9776
					6	140	141	01:59:30.2231
					7	142	143	02:03:14.4007
					8	187	188	02:47:14.2616
					9	191	192	02:53:41.0250
22	59	Chilton, Max	D/C/F	10 Pit Stops	Stop	Lap	Race Lap	Time of Race
					1	30	31	00:21:42.7219
					2	53	53	00:43:41.0906
					3	60	60	00:52:16.7314
					4	62	62	00:55:36.3184
					5	98	98	01:26:24.4790
					6	129	129	01:48:38.3140
					7	156	157	02:22:12.8070
					8	158	159	02:25:38.2999
					9	190	191	02:51:41.9238
					10	196	197	02:58:05.5478
23	26	Veach, Zach	D/H/F	10 Pit Stops	Stop	Lap	Race Lap	Time of Race
					1	31	32	00:22:36.9691
					2	53	53	00:43:51.0479
					3	54	54	00:45:36.8594
					4	70	70	01:03:51.9342
					5	101	102	01:28:48.9025
					6	134	135	01:52:37.2836
					7	150	151	02:14:21.7088
					8	156	157	02:22:27.2184
					9	180	181	02:42:26.4006
					10	190	192	02:53:33.4707

(C)hassis: D=Dallara | (E)ngine: C=Chevy, H=Honda | (T)ire: F=Firestone

Event: 102nd Indianapolis 500
Track: Indianapolis Motor Speedway

Round 6
2.5 mile(s)  verizon
indycar
series

Report: Pit Stop Summary
Session: Race

Verizon IndyCar Series
May 27, 2018



Rank	Car	Driver	C/E/T	Total	Pit Stop Data			
24	7	Howard, Jay	D/H/F	10 Pit Stops	Stop	Lap	Race Lap	Time of Race
					1	36	36	00:26:08.0784
					2	53	53	00:43:51.5215
					3	60	60	00:52:20.8832
					4	89	90	01:20:31.7752
					5	96	98	01:26:27.2038
					6	107	111	01:35:29.0201
					7	120	126	01:45:41.4461
					8	138	143	02:04:05.8782
					9	180	187	02:46:11.1612
					10	185	192	02:53:40.3932
25	14	Kanaan, Tony	D/C/F	7 Pit Stops	Stop	Lap	Race Lap	Time of Race
					1	30	30	00:20:58.9557
					2	50	50	00:37:43.0710
					3	90	90	01:20:08.8410
					4	98	98	01:26:26.0327
					5	130	130	01:49:12.6736
					6	143	143	02:03:02.4655
					7	172	172	02:35:46.6730
26	24	Karam, Sage	D/C/F	4 Pit Stops	Stop	Lap	Race Lap	Time of Race
					1	32	33	00:23:04.4623
					2	50	50	00:38:07.9383
					3	93	93	01:22:46.9052
					4	125	126	01:45:37.1773
27	3	Castroneves, Helio	D/C/F	4 Pit Stops	Stop	Lap	Race Lap	Time of Race
					1	31	31	00:21:42.9245
					2	50	50	00:37:44.5730
					3	94	94	01:22:57.8942
					4	128	128	01:47:18.4180
28	18	Bourdais, Sebastien	D/H/F	4 Pit Stops	Stop	Lap	Race Lap	Time of Race
					1	32	32	00:22:26.7859
					2	50	50	00:37:47.4353
					3	97	97	01:25:22.3092
					4	133	133	01:51:01.5140

(C)hassis: D=Dallara | (E)ngine: C=Chevy, H=Honda | (T)ire: F=Firestone

Event: 102nd Indianapolis 500
Track: Indianapolis Motor Speedway

Round 6
2.5 mile(s)  verizon
indycar
series

Report: Pit Stop Summary
Session: Race

Verizon IndyCar Series
May 27, 2018





Rank	Car	Driver	C/E/T	Total	Pit Stop Data			
29	32	Kaiser, Kyle (R)	D/C/F	6 Pit Stops	Stop	Lap	Race Lap	Time of Race
					1	34	35	00:25:00.4558
					2	35	37	00:26:10.0034
					3	52	53	00:43:52.7945
					4	60	61	00:54:05.7429
					5	98	99	01:27:09.1082
					6	110	119	01:41:09.9208
30	13	Patrick, Danica	D/C/F	2 Pit Stops	Stop	Lap	Race Lap	Time of Race
					1	29	29	00:20:30.5702
					2	50	50	00:37:51.1060
31	10	Jones, Ed	D/H/F	2 Pit Stops	Stop	Lap	Race Lap	Time of Race
					1	34	34	00:24:41.5645
					2	53	53	00:43:48.7441
32	30	Sato, Takuma	D/H/F	1 Pit Stops	Stop	Lap	Race Lap	Time of Race
					1	33	33	00:23:29.0429
33	33	Davison, James	D/C/F	1 Pit Stops	Stop	Lap	Race Lap	Time of Race
					1	31	32	00:22:35.1432

(C)hassis: D=Dallara | (E)ngine: C=Chevy, H=Honda | (T)ire: F=Firestone

Event: 102nd Indianapolis 500
Track: Indianapolis Motor Speedway - 2.5 mile(s)
Report: Race Lap Chart
Session: Race

Round 6
2.5 mile(s)
Verizon IndyCar Series
May 27, 2018

Drivers in Race: Lap->

	1	2	3	4	5	6	7	8	9	10	11	12	13	14	15	16	17	18	19	20	21	22	23	24	25	26	27	28	29	30	31	32	33	34	35	36	37	38	39	40					
20 - Carpenter, Ed (1)	1	20	20	20	20	20	20	20	20	20	20	20	20	20	20	20	20	20	20	20	20	20	20	20	20	20	20	20	20	20	20	20	20	20	20	20	20	20	20	20	20				
12 - Power, Will (3)	2	12	12	22	22	22	22	22	22	22	22	22	22	22	22	22	22	22	22	22	22	22	22	22	22	22	22	22	22	22	22	22	22	22	22	22	22	22	22	22	22	22			
22 - Pagnaud, Simon (2)	3	22	22	12	12	12	12	12	12	12	12	12	12	12	12	12	12	12	12	12	12	12	12	12	12	12	12	12	12	12	12	12	12	12	12	12	12	12	12	12	12	12			
1 - Newgarden, Josef (4)	4	1	1	1	1	1	1	1	1	1	1	1	1	1	1	1	1	1	1	1	1	1	1	1	1	1	1	1	1	1	1	1	1	1	1	1	1	1	1	1	1	1			
18 - Bourdais, Sebastien (5)	5	18	18	18	18	18	18	18	18	18	18	18	18	18	18	18	18	18	18	18	18	18	18	18	18	18	18	18	18	18	18	18	18	18	18	18	18	18	18	18	18	18	18		
21 - Pigot, Spencer (6)	6	21	14	14	14	14	14	14	14	14	14	14	14	14	14	14	14	14	14	14	14	14	14	14	14	14	14	14	14	14	14	14	14	14	14	14	14	14	14	14	14	14			
14 - Kanaan, Tony (10)	7	14	21	21	21	21	21	21	21	21	21	21	21	21	21	21	21	21	21	21	21	21	21	21	21	21	21	21	21	21	21	21	21	21	21	21	21	21	21	21	21	21	21		
3 - Castroneves, Helio (8)	8	3	3	3	3	3	3	3	3	3	3	3	3	3	3	3	3	3	3	3	3	3	3	3	3	3	3	3	3	3	3	3	3	3	3	3	3	3	3	3	3	3	3		
9 - Dixon, Scott (9)	9	9	9	9	9	9	9	9	9	9	9	9	9	9	9	9	9	9	9	9	9	9	9	9	9	9	9	9	9	9	9	9	9	9	9	9	9	9	9	9	9	9	9		
98 - Andretti, Marco (12)	10	98	98	98	98	98	98	98	98	98	98	98	98	98	98	98	98	98	98	98	98	98	98	98	98	98	98	98	98	98	98	98	98	98	98	98	98	98	98	98	98	98	98	98	
28 - Hunter-Reay, Ryan (14)	11	28	28	28	28	28	28	28	28	28	28	28	28	28	28	28	28	28	28	28	28	28	28	28	28	28	28	28	28	28	28	28	28	28	28	28	28	28	28	28	28	28	28	28	
13 - Patrick, Danica (7)	12	13	13	13	13	13	13	13	13	13	13	13	13	13	13	13	13	13	13	13	13	13	13	13	13	13	13	13	13	13	13	13	13	13	13	13	13	13	13	13	13	13	13	13	
19 - Claman De Melo, Zachary (13)	13	19	19	4	4	4	4	4	4	4	4	4	4	4	4	4	4	4	4	4	4	4	4	4	4	4	4	4	4	4	4	4	4	4	4	4	4	4	4	4	4	4	4		
4 - Leist, Matheus (11)	14	4	4	19	19	19	19	19	19	19	19	19	19	19	19	19	19	19	19	19	19	19	19	19	19	19	19	19	19	19	19	19	19	19	19	19	19	19	19	19	19	19	19	19	
30 - Sato, Takuma (16)	15	30	6	6	6	6	6	23	23	23	23	23	23	23	23	23	23	23	23	23	23	23	23	23	23	23	23	23	23	23	23	23	23	23	23	23	23	23	23	23	23	23	23	23	
6 - Wickens, Robert (18)	16	6	30	30	23	23	23	23	6	6	6	6	6	6	6	6	6	6	6	6	6	6	6	6	6	6	6	6	6	6	6	6	6	6	6	6	6	6	6	6	6	6	6	6	
23 - Kimball, Charlie (15)	17	23	23	23	30	30	30	30	30	30	30	30	30	30	30	30	30	30	30	30	30	30	30	30	30	30	30	30	30	30	30	30	30	30	30	30	30	30	30	30	30	30	30	30	
32 - Kaiser, Kyle (17)	18	32	32	32	32	32	32	32	32	32	32	32	32	32	32	32	32	32	32	32	32	32	32	32	32	32	32	32	32	32	32	32	32	32	32	32	32	32	32	32	32	32	32	32	
33 - Davison, James (19)	19	33	33	33	29	29	29	29	29	29	29	29	29	29	29	29	29	29	29	29	29	29	29	29	29	29	29	29	29	29	29	29	29	29	29	29	29	29	29	29	29	29	29	29	
29 - Munoz, Carlos (21)	20	29	29	29	33	33	33	33	33	33	33	33	33	33	33	33	33	33	33	33	33	33	33	33	33	33	33	33	33	33	33	33	33	33	33	33	33	33	33	33	33	33	33	33	
59 - Chilton, Max (20)	21	59	25	25	25	25	25	25	25	25	25	25	25	25	25	25	25	25	25	25	25	25	25	25	25	25	25	25	25	25	25	25	25	25	25	25	25	25	25	25	25	25	25	25	
25 - Wilson, Stefan (23)	22	25	88	88	88	88	88	88	88	88	88	88	88	88	88	88	88	88	88	88	88	88	88	88	88	88	88	88	88	88	88	88	88	88	88	88	88	88	88	88	88	88	88	88	88
88 - Chaves, Gabby (22)	23	88	15	15	15	15	15	15	15	15	15	15	15	15	15	15	15	15	15	15	15	15	15	15	15	15	15	15	15	15	15	15	15	15	15	15	15	15	15	15	15	15	15	15	
24 - Karam, Sage (24)	24	24	64	64	64	64	64	64	64	64	64	64	64	64	64	64	64	64	64	64	64	64	64	64	64	64	64	64	64	64	64	64	64	64	64	64	64	64	64	64	64	64	64	64	
15 - Rahal, Graham (30)	25	15	24	24	24	24	24	24	24	24	24	24	24	24	24	24	24	24	24	24	24	24	24	24	24	24	24	24	24	24	24	24	24	24	24	24	24	24	24	24	24	24	24	24	
66 - Hildebrand, JR (27)	26	66	59	59	27	27	27	27	27	27	27	27	27	27	27	27	27	27	27	27	27	27	27	27	27	27	27	27	27	27	27	27	27	27	27	27	27	27	27	27	27	27	27	27	
64 - Servia, Oriol (26)	27	64	27	27	59	59	59	59	59	59	59	59	59	59	59	59	59	59	59	59	59	59	59	59	59	59	59	59	59	59	59	59	59	59	59	59	59	59	59	59	59	59	59	59	
27 - Rossi, Alexander (32)	28	27	66	66	66	66	66	66	66	66	66	66	66	66	66	66	66	66	66	66	66	66	66	66	66	66	66	66	66	66	66	66	66	66	66	66	66	66	66	66	66	66	66	66	
26 - Veach, Zach (25)	29	26	26	26	26	7	7	7	7	7	7	7	7	7	7	7	7	7	7	7	7	7	7	7	7	7	7	7	7	7	7	7	7	7	7	7	7	7	7	7	7	7	7	7	
7 - Howard, Jay (28)	30	7	7	60	7	26	26	26	60	60	60	60	60	60	60	60	60	60	60	60	60	60	60	60	60	60	60	60	60	60	60	60	60	60	60	60	60	60	60	60	60	60	60	60	
10 - Jones, Ed (29)	31	10	60	7	60	60	60	60	26	26	26	26	26	26	26	26	26	26	26	26	26	26	26	26	26	26	26	26	26	26	26	26	26	26	26	26	26	26	26	26	26	26	26	26	
60 - Harvey, Jack (31)	32	60	10	10	10	10	10	10	10	10	10	10	10	10	10	10	10	10	10	10	10	10	10	10	10	10	10	10	10	10	10	10	10	10	10	10	10	10	10	10	10	10	10	10	

 Pit Stop  Fastest Lap  Lapped Car

Event: 102nd Indianapolis 500
Track: Indianapolis Motor Speedway - 2.5 mile(s)
Report: Race Lap Chart
Session: Race

Drivers in Race: Lap->

		41	42	43	44	45	46	47	48	49	50	51	52	53	54	55	56	57	58	59	60	61	62	63	64	65	66	67	68	69	70	71	72	73	74	75	76	77	78	79	80							
20 - Carpenter, Ed (1)	1	20	20	20	20	20	20	20	20	20	20	19	19	19	19	19	20	20	20	20	20	20	20	14	14	20	20	20	20	20	20	20	20	14	14	14	14	14	14	14	14	14	14					
12 - Power, Will (3)	2	14	14	14	14	14	14	14	14	14	14	20	20	20	20	20	14	14	14	14	14	14	14	20	20	14	14	14	14	14	14	14	20	20	20	20	20	20	20	20	20	20	20					
22 - Pagnaud, Simon (2)	3	1	1	1	1	1	1	1	1	1	1	14	14	14	14	14	19	1	1	1	1	1	1	1	1	1	1	1	1	1	22	22	22	12	12	12	12	12	12	12	12	12	12					
1 - Newgarden, Josef (4)	4	22	22	22	22	22	22	22	22	22	22	12	12	12	12	12	1	22	22	22	22	22	22	22	22	22	22	22	22	12	12	12	22	22	22	22	22	22	22	22	22	22	22					
18 - Bourdais, Sebastien (5)	5	3	3	3	3	3	3	3	3	3	3	1	1	1	1	1	22	19	19	19	19	19	19	19	12	12	12	12	12	3	3	3	3	3	3	3	3	3	3	3	3	3	3					
21 - Pigot, Spencer (6)	6	12	12	12	12	12	12	12	12	12	12	22	22	22	22	22	12	12	12	12	12	12	12	12	3	3	3	3	3	3	28	28	28	28	28	28	28	28	28	28	28	28	28					
14 - Kanaan, Tony (10)	7	21	21	21	21	21	21	21	21	21	21	21	21	21	21	3	3	3	3	3	3	3	3	3	19	19	19	19	19	19	21	21	21	21	21	21	21	21	21	21	21	21	21					
3 - Castroneves, Helio (8)	8	18	18	18	18	18	18	18	18	18	18	9	9	9	9	9	21	21	21	21	21	21	21	21	21	28	28	28	28	28	98	98	98	98	98	98	98	98	98	98	98	98	98	98				
9 - Dixon, Scott (9)	9	9	9	9	9	9	9	9	9	9	9	3	3	3	3	3	9	28	28	28	28	28	28	28	28	21	21	21	21	21	1	9	9	9	9	9	9	9	9	9	9	9	9	9				
98 - Andretti, Marco (12)	10	98	98	98	98	98	98	98	98	98	98	18	18	18	18	18	28	98	98	98	98	98	98	98	98	98	98	98	98	9	18	18	18	64	64	64	64	64	64	64	64	64	64	64				
28 - Hunter-Reay, Ryan (14)	11	28	28	28	28	28	28	28	28	28	19	28	28	28	28	28	98	9	9	9	9	9	9	9	9	9	9	9	9	18	23	23	23	23	23	23	23	27	27	27	27	27	27	27				
13 - Patrick, Danica (7)	12	13	13	13	13	13	23	23	23	23	23	23	23	23	23	18	18	18	18	18	18	18	18	18	18	18	18	18	18	19	4	4	4	18	27	27	23	23	23	23	23	23	23	23				
19 - Claman De Melo, Zachary (13)	13	23	23	23	23	23	23	13	13	13	13	98	98	98	98	98	23	6	6	6	6	6	6	6	6	23	23	23	23	23	23	27	27	27	27	18	18	4	4	4	4	4	4	4	4			
4 - Leist, Matheus (11)	14	4	4	4	4	4	4	4	4	4	4	13	13	13	13	6	6	23	23	23	23	23	23	23	6	6	6	6	6	4	24	24	24	4	4	4	4	18	24	24	24	24	24	24	24			
30 - Sato, Takuma (16)	15	6	6	6	6	6	6	6	6	6	28	6	6	6	6	13	13	4	4	4	4	4	4	4	4	4	4	4	4	27	64	64	64	24	24	24	24	24	24	18	18	18	18	18	18			
6 - Wickens, Robert (18)	16	30	30	30	30	30	15	15	15	15	6	4	4	4	4	4	13	13	13	13	13	13	13	13	13	13	13	29	29	24	60	60	60	60	60	60	60	60	60	60	60	60	60	60				
23 - Kimball, Charlie (15)	17	15	15	15	15	15	29	29	29	29	15	15	15	15	15	15	29	29	29	29	29	29	29	29	29	29	29	29	27	27	64	88	88	88	88	88	88	6	6	6	6	6	6	6	6			
32 - Kaiser, Kyle (17)	18	29	29	29	29	29	88	88	88	88	29	29	29	29	29	29	15	15	15	15	15	15	15	15	15	27	27	27	27	15	15	60	7	7	7	7	6	6	88	88	88	88	88	88	88	88		
33 - Davison, James (19)	19	88	88	88	88	88	24	24	24	24	88	88	88	88	88	88	24	24	24	24	24	24	24	24	27	15	15	15	15	24	24	88	59	59	59	1	1	1	15	15	15	15	15	15	15			
29 - Munoz, Carlos (21)	20	24	24	24	24	24	19	19	19	19	24	24	24	24	24	24	88	27	27	27	27	27	27	24	24	24	24	24	64	64	7	1	1	1	6	15	15	1	1	1	1	1	1	1	1			
59 - Chilton, Max (20)	21	19	19	19	19	19	25	25	25	25	25	25	25	25	25	27	27	27	27	27	27	27	64	64	64	64	64	64	64	66	66	59	6	6	6	15	7	7	7	66	66	66	66	66	66			
25 - Wilson, Stefan (23)	22	25	25	25	25	25	27	27	27	27	27	27	27	27	27	25	25	25	88	88	25	25	25	25	25	25	25	25	25	25	29	29	19	19	19	19	66	19	19	19	19	19	19	19	19	19		
88 - Chaves, Gabby (22)	23	27	27	27	27	27	64	64	64	64	64	64	64	64	64	59	64	64	64	64	25	25	66	66	66	66	66	66	25	25	60	60	29	15	15	15	29	66	66	19	29	29	29	29	29	29		
24 - Karam, Sage (24)	24	64	64	64	64	64	60	60	60	60	60	60	60	60	60	64	10	10	10	10	66	66	60	60	60	60	60	60	60	60	88	88	15	19	19	19	66	26	29	29	17	17	17	17	17	17		
15 - Rahal, Graham (30)	25	60	60	60	60	60	10	10	10	10	10	10	10	10	10	10	60	60	7	66	60	60	17	17	17	88	88	88	88	17	17	66	66	66	59	26	17	7	7	7	7	26	26	26	26	26	26	
66 - Hildebrand, JR (27)	26	10	10	10	10	10	26	26	26	26	26	66	66	66	66	66	7	66	60	7	7	26	26	26	17	17	17	17	17	26	26	25	25	25	26	59	17	26	26	26	26	26	26	26	26	26		
64 - Servia, Oriol (26)	27	26	26	26	26	26	7	7	7	7	7	66	66	66	66	66	7	66	60	7	17	17	59	88	88	26	26	26	26	26	7	7	26	26	26	25	17	59	25	25	25	25	25	25	25	25	25	
27 - Rossi, Alexander (32)	28	7	7	7	7	7	66	66	66	66	66	66	66	66	66	26	59	59	17	59	59	88	7	7	7	7	7	7	7	7	7	17	17	17	25	25	25	25	25	25	25	25	25	25	25	25	25	25
26 - Veach, Zach (25)	29	33	33	33	66	66	66	59	59	59	59	59	59	59	59	7	17	17	17	59	26	26	7	59	59	59	59	59	59	32	32	32	32	32	32	32	32	32	32	32	32	32	32	32	32	32	32	32
7 - Howard, Jay (28)	30	66	66	66	33	33	59	17	17	17	17	17	17	17	17	17	26	26	26	32	32	32	32	32	32	32	32	32	32	32	32	32	32	32	32	32	32	32	32	32	32	32	32	32	32	32	32	32
10 - Jones, Ed (29)	31	59	59	59	59	59	17	32	32	32	32	32	32	32	32	32	32	32	32	32	32	32	32	32	32	32	32	32	32	32	32	32	32	32	32	32	32	32	32	32	32	32	32	32	32	32	32	32
60 - Harvey, Jack (31)	32	17	17	17	17	17	32	32	32	32	32	32	32	32	32	32	32	32	32	32	32	32	32	32	32	32	32	32	32	32	32	32	32	32	32	32	32	32	32	32	32	32	32	32	32	32	32	32

 Pit Stop  Fastest Lap  Lapped Car



Event: 102nd Indianapolis 500
Track: Indianapolis Motor Speedway - 2.5 mile(s)
Report: Race Lap Chart
Session: Race

Drivers in Race:	Lap->	81	82	83	84	85	86	87	88	89	90	91	92	93	94	95	96	97	98	99	100	101	102	103	104	105	106	107	108	109	110	111	112	113	114	115	116	117	118	119	120													
20 - Carpenter, Ed (1)	1	14	14	14	14	14	14	14	14	14	20	20	12	12	12	64	18	15	15	15	15	15	15	15	15	15	15	19	19	12	12	12	12	12	12	12	12	12	12	12	12	12	12	12	12	12								
12 - Power, Will (3)	2	20	20	20	20	20	20	20	20	20	12	12	22	3	3	18	15	6	6	6	6	6	6	6	6	6	6	12	12	20	20	20	20	20	20	20	20	20	20	20	20	20	20	20	20	20	20							
22 - Pagnaud, Simon (2)	3	12	12	12	12	12	12	12	12	12	22	22	3	28	9	60	6	1	1	1	1	29	29	29	29	29	20	20	22	22	22	22	22	22	22	22	22	22	22	22	22	22	22	22	22	22	22	22						
1 - Newgarden, Josef (4)	4	22	22	22	22	22	22	22	22	22	3	3	28	22	64	15	1	29	29	29	29	66	66	66	19	19	22	22	28	28	28	28	28	28	28	28	28	28	28	28	28	28	28	28	28	28	28	28	28					
18 - Bourdais, Sebastien (5)	5	3	3	3	3	3	3	3	3	3	28	28	20	21	27	6	29	66	66	66	66	19	19	19	12	12	28	28	3	3	3	3	3	3	3	3	3	3	3	3	3	3	3	3	3	3	3	3	3	3				
21 - Pigot, Spencer (6)	6	28	28	28	28	28	28	28	28	28	98	98	21	9	18	1	66	19	19	19	19	12	12	12	25	25	3	3	98	98	98	98	98	98	98	98	98	98	98	98	98	98	98	98	98	98	98	98	98	98				
14 - Kanaan, Tony (10)	7	21	21	21	21	98	98	98	98	98	14	21	9	64	60	29	19	25	25	25	25	25	25	25	25	20	20	98	98	19	23	23	23	23	23	23	23	23	23	23	23	23	23	23	23	23	23	23	23	23				
3 - Castroneves, Helio (8)	8	98	98	98	98	21	21	21	21	21	9	64	27	15	66	25	12	12	12	12	12	20	20	20	22	22	15	23	23	9	9	9	9	9	9	9	9	9	9	9	9	9	9	9	9	9	9	9	9	9	9			
9 - Dixon, Scott (9)	9	9	9	9	9	9	9	9	9	9	64	27	18	6	19	12	18	17	17	17	1	22	22	3	3	23	9	9	18	18	18	18	18	18	18	18	18	18	18	18	18	18	18	18	18	18	18	18	18	18	18			
98 - Andretti, Marco (12)	10	64	64	64	64	64	64	64	64	64	27	4	60	1	25	17	17	26	26	26	22	3	3	28	28	9	18	18	4	24	24	24	24	24	24	24	24	24	24	24	24	24	24	24	24	24	24	24	24	24	24			
28 - Hunter-Reay, Ryan (14)	11	27	27	27	27	27	27	27	27	27	4	24	15	29	9	26	26	20	20	20	17	28	28	98	98	6	4	4	24	4	4	4	4	4	4	4	4	4	4	4	4	4	4	4	4	4	4	4	4	4	4	4		
13 - Patrick, Danica (7)	12	23	23	23	23	23	23	23	23	23	24	18	6	28	17	59	20	22	22	22	3	98	98	23	23	18	24	24	27	27	27	27	27	27	27	27	27	27	27	27	27	27	27	27	27	27	27	27	27	27	27	27		
19 - Claman De Melo, Zachary (13)	13	4	4	4	4	4	4	4	4	4	18	60	1	66	12	20	22	3	3	3	28	17	23	9	9	4	27	27	64	64	64	64	64	64	64	64	64	64	64	64	64	64	64	64	64	64	64	64	64	64	64	64		
4 - Leist, Matheus (11)	14	24	24	24	24	24	24	24	24	24	60	15	29	19	26	14	59	28	28	28	98	23	9	4	4	29	64	64	60	60	60	60	60	60	60	60	60	60	60	60	60	60	60	60	60	60	60	60	60	60	60	60	60	
30 - Sato, Takuma (16)	15	18	18	18	18	18	18	18	18	18	15	98	66	25	59	22	3	98	98	98	23	9	4	18	18	24	60	60	1	1	1	1	1	1	1	1	1	1	1	1	1	1	1	1	1	1	1	1	1	1	1	1	1	
6 - Wickens, Robert (18)	16	60	60	60	60	60	60	60	60	60	6	6	19	21	14	3	14	59	23	23	9	4	18	24	24	27	1	1	15	15	15	15	15	15	15	15	15	15	15	15	15	15	15	15	15	15	15	15	15	15	15	15		
23 - Kimball, Charlie (15)	17	6	6	6	6	6	6	6	6	15	15	1	1	17	17	20	28	28	23	9	9	4	18	24	27	27	64	15	15	6	6	6	6	6	6	6	6	6	6	6	6	6	6	6	6	6	6	6	6	6	6	6	6	6
32 - Kaiser, Kyle (17)	18	88	88	88	88	88	15	15	15	6	6	88	29	25	26	22	98	98	9	4	4	18	24	27	66	64	60	6	6	88	29	29	29	29	29	29	29	29	29	29	29	29	29	29	29	29	29	29	29	29	29	29	29	29
33 - Davison, James (19)	19	15	15	15	15	15	88	88	88	88	1	29	88	26	59	3	64	23	14	18	18	24	27	64	64	60	1	88	88	29	88	88	88	88	88	88	88	88	88	88	88	88	88	88	88	88	88	88	88	88	88	88	88	88
29 - Munoz, Carlos (21)	20	1	1	1	1	1	1	1	1	1	88	66	66	59	14	28	60	9	4	24	24	27	64	60	60	1	25	29	29	66	66	66	66	66	66	66	66	66	66	66	66	66	66	66	66	66	66	66	66	66	66	66	66	66
59 - Chilton, Max (20)	21	66	66	66	66	66	66	66	29	29	29	19	19	4	20	98	23	4	18	27	27	64	60	1	1	88	88	66	66	14	14	14	14	14	14	14	14	14	14	14	14	14	14	14	14	14	14	14	14	14	14	14	14	
25 - Wilson, Stefan (23)	22	19	19	29	29	29	29	29	66	66	66	17	17	14	22	27	9	24	24	64	64	60	1	88	88	66	66	14	14	19	19	19	19	19	19	19	19	19	19	19	19	19	19	19	19	19	19	19	19	19	19	19	19	
88 - Chaves, Gabby (22)	23	29	29	19	19	19	19	19	19	19	25	25	20	98	23	4	27	27	60	60	88	88	17	14	14	14	25	25	25	25	25	25	25	25	25	25	25	25	25	25	25	25	25	25	25	25	25	25	25	25	25	25	25	
24 - Karam, Sage (24)	24	17	17	17	17	17	17	17	17	17	26	26	24	23	21	24	64	64	88	88	26	14	14	59	59	59	59	59	59	59	59	59	59	59	59	59	59	59	59	59	59	59	59	59	59	59	59	59	59	59	59	59	59	
15 - Rahal, Graham (30)	25	26	26	26	26	26	26	26	26	25	23	59	98	4	4	27	60	60	14	14	14	59	59	26	26	26	26	26	26	26	26	26	26	26	26	26	26	26	26	26	26	26	26	26	26	26	26	26	26	26	26	26	26	
66 - Hildebrand, JR (27)	26	25	25	25	25	25	25	25	25	26	59	14	88	24	24	88	88	88	88	59	59	59	26	26	21	21	21	21	21	21	21	21	21	21	21	21	21	21	21	21	21	21	21	21	21	21	21	21	21	21	21	21	21	
64 - Servia, Oriol (26)	27	7	59	59	59	59	59	59	59	59	14	23	23	88	88	21	32	21	21	21	21	21	21	21	17	17	17	17	17	17	17	17	17	17	17	17	17	17	17	17	17	17	17	17	17	17	17	17	17	17	17	17	17	
27 - Rossi, Alexander (32)	28	59	7	7	7	7	7	7	7	32	32	32	32	32	32	32	32	21	32	32	32	32	32	32	32	32	32	32	32	32	32	32	32	32	32	32	32	32	32	32	32	32	32	32	32	32	32	32	32	32	32	32	32	
26 - Veach, Zach (25)	29	32	32	32	32	32	32	32	32	7	7	7	7	7	7	7	7	7	7	7	7	7	7	7	7	7	7	7	7	7	7	7	7	7	7	7	7	7	7	7	7	7	7	7	7	7	7	7	7	7	7	7	7	
7 - Howard, Jay (28)	30																																																					
10 - Jones, Ed (29)	31																																																					
60 - Harvey, Jack (31)	32																																																					

 Pit Stop  Fastest Lap  Lapped Car

Event: 102nd Indianapolis 500
Track: Indianapolis Motor Speedway - 2.5 mile(s)
Report: Race Lap Chart
Session: Race

Round 6
2.5 mile(s)
Verizon IndyCar Series
May 27, 2018






Drivers in Race:	Lap->	121	122	123	124	125	126	127	128	129	130	131	132	133	134	135	136	137	138	139	140	141	142	143	144	145	146	147	148	149	150	151	152	153	154	155	156	157	158	159	160			
20 - Carpenter, Ed (1)	1	12	12	12	12	12	12	12	12	28	18	18	18	1	1	15	15	15	29	29	29	12	12	12	12	12	12	12	12	12	12	12	12	12	12	12	12	12	12	12	12	12	12	
12 - Power, Will (3)	2	20	20	20	20	20	20	22	28	12	64	1	1	15	15	6	6	29	12	12	12	20	20	20	20	20	20	20	20	20	20	20	20	20	20	20	20	20	20	20	20	20	20	
22 - Pagnaud, Simon (2)	3	22	22	22	22	22	22	28	22	9	60	15	15	6	6	29	29	12	19	19	19	22	22	22	22	22	22	22	22	22	22	22	22	22	22	27	27	27	27	27	27	27	27	
1 - Newgarden, Josef (4)	4	28	28	28	28	28	28	3	9	18	1	6	6	29	29	12	12	19	25	25	25	19	28	28	28	28	28	28	28	28	28	28	28	28	22	22	22	22	22	22	22	22	22	22
18 - Bourdais, Sebastien (5)	5	3	3	3	3	3	3	20	3	27	28	29	29	18	12	66	19	25	20	20	20	28	3	3	3	3	3	27	27	27	27	27	27	27	27	28	28	28	28	28	28	28	28	28
21 - Pigot, Spencer (6)	6	98	98	98	98	9	9	9	18	64	15	66	12	12	66	19	25	20	22	22	22	3	98	98	98	98	98	98	98	98	98	98	98	98	98	98	98	98	98	98	98	98	98	98
14 - Kanaan, Tony (10)	7	9	9	9	9	18	18	18	27	60	6	12	66	66	19	25	20	22	28	28	28	98	24	24	24	24	24	24	24	24	24	24	24	24	24	9	64	64	9	9	9	4		
3 - Castroneves, Helio (8)	8	18	18	18	18	4	4	27	64	1	29	19	19	19	25	1	22	28	3	3	3	23	9	9	9	9	9	9	9	9	9	9	9	9	9	9	9	9	9	9	9	9	9	15
9 - Dixon, Scott (9)	9	24	24	24	24	27	27	64	60	15	9	25	25	25	20	20	28	3	98	98	98	24	27	27	27	27	4	4	4	4	4	4	4	4	4	4	4	4	4	15	15	15	1	
98 - Andretti, Marco (12)	10	4	4	4	4	98	64	60	1	6	66	20	20	20	22	22	3	98	23	23	23	9	4	4	4	4	1	1	1	1	1	1	1	1	1	15	15	15	1	1	1	29		
28 - Hunter-Reay, Ryan (14)	11	27	27	27	27	64	60	1	15	29	12	22	22	22	28	28	98	23	24	24	24	27	15	15	15	15	15	15	15	15	15	15	15	15	1	1	1	29	29	29	9			
13 - Patrick, Danica (7)	12	64	64	64	64	60	1	15	6	66	19	28	28	28	3	3	23	24	9	9	9	4	64	64	64	1	29	29	29	29	29	29	29	29	29	29	29	29	66	66	66	66		
19 - Claman De Melo, Zachary (13)	13	60	60	60	60	1	15	6	29	14	25	3	3	98	98	24	9	27	27	27	15	1	1	1	60	64	60	60	60	60	60	60	66	24	66	66	6	6	6	6	6	6		
4 - Leist, Matheus (11)	14	1	1	1	1	15	6	29	66	19	20	98	98	98	23	23	9	27	15	4	4	64	60	60	60	66	60	64	66	66	66	66	66	66	60	66	6	6	14	14	14	14		
30 - Sato, Takuma (16)	15	15	15	15	6	29	4	14	25	22	26	26	26	24	24	27	18	4	64	15	1	6	6	6	6	6	66	64	64	64	64	64	88	6	14	14	88	88	88	88	88			
6 - Wickens, Robert (18)	16	6	6	6	6	29	66	66	19	20	3	64	23	23	9	9	18	6	64	15	64	60	66	66	66	29	66	6	6	6	6	6	64	14	88	88	60	19	19	19	19			
23 - Kimball, Charlie (15)	17	29	29	29	29	66	14	14	25	22	98	60	24	24	27	27	4	4	1	1	1	6	29	29	29	19	19	19	19	19	19	19	88	6	88	60	60	23	23	23	25	25		
32 - Kaiser, Kyle (17)	18	88	88	88	66	14	19	19	20	3	27	23	9	9	18	18	66	64	60	60	60	66	19	19	19	64	88	88	88	88	88	88	23	14	60	23	23	19	25	25	64			
33 - Davison, James (19)	19	23	66	66	14	19	25	25	59	98	26	24	4	27	4	4	64	1	6	6	6	29	23	23	23	23	23	23	23	23	23	23	14	23	23	25	25	25	64	64	60			
29 - Munoz, Carlos (21)	20	66	14	14	19	25	59	59	98	26	14	9	27	4	64	64	1	60	66	66	66	88	88	88	88	14	14	14	14	14	14	14	25	25	25	19	19	64	60	60	23			
59 - Chilton, Max (20)	21	14	19	19	25	24	98	98	26	23	23	4	17	17	17	60	60	66	88	88	88	25	25	25	25	25	25	25	25	25	25	19	19	19	21	21	21	21	21	21	21			
25 - Wilson, Stefan (23)	22	19	25	25	59	59	26	26	21	24	24	27	64	64	60	17	88	88	14	14	14	14	14	14	14	14	14	21	21	21	21	21	21	21	21	59	59	17	17	17	17			
88 - Chaves, Gabby (22)	23	25	59	59	26	26	21	21	23	59	4	17	60	60	88	88	14	14	59	59	59	59	59	59	59	21	59	59	59	59	59	59	59	59	59	17	17	59	26	26	26			
24 - Karam, Sage (24)	24	59	26	26	88	21	23	23	24	17	17	88	88	88	14	14	59	59	21	21	21	21	21	21	21	21	21	21	21	21	21	21	21	21	26	26	26	59	59	59	59			
15 - Rahal, Graham (30)	25	26	21	21	21	23	24	24	24	17	4	88	14	14	14	59	59	21	21	26	26	26	26	26	26	26	26	17	17	17	17	26	26	26	26	7	7	7	7	7	7	7		
66 - Hildebrand, JR (27)	26	21	23	23	23	17	17	17	4	21	59	59	59	59	26	21	17	26	17	17	17	17	17	17	17	17	17	17	17	17	17	17	17	17	17	17	17	17	17	17	17	17		
64 - Servia, Oriol (26)	27	17	17	17	17	88	88	88	88	88	21	21	21	21	21	26	26	17	7	7	7	7	7	7	7	7	7	7	7	7	7	7	7	7	7	7	7	7	7	7	7	7		
27 - Rossi, Alexander (32)	28	7	7	7	7	7	7	7	7	7	7	7	7	7	7	7	7	7	7	7	7	7	7	7	7	7	7	7	7	7	7	7	7	7	7	7	7	7	7	7	7	7		
26 - Veach, Zach (25)	29																																											
7 - Howard, Jay (28)	30																																											
10 - Jones, Ed (29)	31																																											
60 - Harvey, Jack (31)	32																																											

 Pit Stop  Fastest Lap  Lapped Car

Event: 102nd Indianapolis 500
Track: Indianapolis Motor Speedway - 2.5 mile(s)
Report: Race Lap Chart
Session: Race

Round 6
2.5 mile(s)
Verizon IndyCar Series
May 27, 2018

Drivers in Race:	Lap->	161	162	163	164	165	166	167	168	169	170	171	172	173	174	175	176	177	178	179	180	181	182	183	184	185	186	187	188	189	190	191	192	193	194	195	196	197	198	199	200			
20 - Carpenter, Ed (1)	1	12	12	12	12	12	12	12	12	12	20	20	27	22	29	64	64	6	6	64	64	64	64	64	64	64	64	64	64	64	64	64	25	25	25	12	12	12	12	12				
12 - Power, Will (3)	2	27	20	20	20	20	20	20	20	20	27	27	22	29	22	6	6	64	64	25	25	25	25	25	25	25	25	25	25	25	25	25	64	60	60	64	20	20	20	20				
22 - Pagnaud, Simon (2)	3	20	27	27	27	27	27	27	27	27	22	22	29	64	64	25	25	25	25	60	60	60	60	60	60	60	60	60	60	60	60	60	12	12	20	9	9	9	9					
1 - Newgarden, Josef (4)	4	22	22	22	22	22	22	22	22	22	28	15	20	6	6	19	19	60	60	9	9	9	9	9	9	12	12	12	12	12	12	12	12	64	64	9	27	27	27	27				
18 - Bourdais, Sebastien (5)	5	28	28	28	28	28	28	28	28	28	15	29	64	25	25	60	60	19	9	19	19	12	12	12	9	9	9	9	9	9	9	9	9	20	20	27	28	28	28	28				
21 - Pigot, Spencer (6)	6	98	15	15	15	15	15	15	15	15	14	64	6	19	19	9	9	9	19	12	12	20	20	20	20	20	20	20	20	20	20	20	9	9	28	22	22	22	22					
14 - Kanaan, Tony (10)	7	4	98	98	98	98	98	98	98	14	29	6	25	60	60	29	12	12	12	20	20	19	27	27	27	27	27	27	27	27	27	27	27	27	27	27	27	27	27	27				
3 - Castroneves, Helio (8)	8	15	1	1	1	1	1	1	1	29	12	25	19	9	9	12	20	20	20	27	27	27	28	28	28	28	28	28	28	28	28	28	28	28	28	28	28	28	29	1	1	1	1	
9 - Dixon, Scott (9)	9	1	14	14	14	14	14	14	14	88	64	19	60	27	12	20	27	27	27	27	28	28	19	22	22	22	22	22	22	22	22	22	22	22	22	22	22	22	22	1	15	6	6	6
98 - Andretti, Marco (12)	10	29	66	66	66	66	66	66	29	29	64	4	14	9	12	23	27	28	28	28	22	22	22	19	19	19	19	19	23	23	23	23	23	23	23	23	29	19	6	15	15	15		
28 - Hunter-Reay, Ryan (14)	11	6	88	64	88	88	88	29	88	88	4	6	60	15	23	20	28	22	22	22	6	23	23	23	23	23	23	23	19	19	19	19	19	19	19	19	15	66	66	66	66			
13 - Patrick, Danica (7)	12	66	29	88	29	29	29	88	64	64	6	25	9	23	20	27	23	23	23	23	23	1	1	1	1	1	1	1	1	1	1	1	1	1	29	1	6	98	98	98	98			
19 - Claman De Melo, Zachary (13)	13	14	64	29	64	64	64	64	4	4	25	19	28	12	28	28	22	1	1	1	1	15	15	15	15	15	15	14	29	29	1	29	29	29	1	15	66	4	4	4	4			
4 - Leist, Matheus (11)	14	88	4	4	4	4	4	6	6	98	60	4	28	1	1	1	15	15	15	15	14	14	14	14	14	14	14	29	15	15	15	15	15	15	15	15	66	98	88	88	88	88		
30 - Sato, Takuma (16)	15	19	6	6	6	6	6	25	25	19	9	23	1	15	15	15	14	14	14	14	29	29	29	29	29	29	29	15	98	98	98	98	98	98	66	6	4	64	25	25	25			
6 - Wickens, Robert (18)	16	25	19	19	19	25	25	25	19	19	60	23	12	98	98	98	14	29	29	29	29	29	98	98	98	98	98	98	66	66	66	66	66	66	66	98	98	88	19	60	60	60		
23 - Kimball, Charlie (15)	17	64	25	25	25	19	19	19	60	60	1	88	1	14	14	14	98	98	98	98	98	66	66	66	66	66	66	66	66	88	88	88	4	4	4	4	4	25	25	64	64	64		
32 - Kaiser, Kyle (17)	18	60	9	60	60	60	60	9	9	9	1	98	66	66	66	66	66	66	66	66	66	88	88	88	88	88	88	88	4	4	4	4	4	4	6	6	6	6	88	60	60	23	23	23
33 - Davison, James (19)	19	9	60	9	9	9	9	23	23	23	98	66	88	88	88	88	88	88	88	88	88	4	4	4	4	4	4	4	4	6	6	6	6	6	88	88	23	23	23	19	19			
29 - Munoz, Carlos (21)	20	23	23	23	23	23	23	66	66	66	66	88	4	4	4	4	4	4	4	4	6	6	6	6	6	6	6	6	59	59	59	17	59	59	59	21	21	21	21	21	21			
59 - Chilton, Max (20)	21	21	21	21	21	21	21	21	21	21	21	21	21	21	21	17	17	17	17	17	17	17	17	17	17	17	17	17	17	17	17	59	21	21	21	59	17	17	17	17	17			
25 - Wilson, Stefan (23)	22	17	26	26	26	26	26	26	17	17	17	17	17	17	17	17	26	26	26	59	59	59	59	59	59	59	59	59	21	21	21	17	17	17	17	59	59	59						
88 - Chaves, Gabby (22)	23	26	17	17	17	17	17	17	17	26	26	26	26	26	26	26	26	26	26	21	59	59	26	21	21	21	21	21	21	26	26	26	26	26	26	26	26	26	26	26	26			
24 - Karam, Sage (24)	24	59	59	59	59	59	59	59	59	59	59	59	59	59	59	59	59	21	21	21	26	26	26	26	26	26	26	26	7	7	7	7	7	7										
15 - Rahal, Graham (30)	25	7	7	7	7	7	7	7	7	7	7	7	7	7	7	7	7	7	7	7	7	7	7	7	7	7	7	7	7	7	7	7	7	7	7									
66 - Hildebrand, JR (27)	26																																											
64 - Servia, Oriol (26)	27																																											
27 - Rossi, Alexander (32)	28																																											
26 - Veach, Zach (25)	29																																											
7 - Howard, Jay (28)	30																																											
10 - Jones, Ed (29)	31																																											
60 - Harvey, Jack (31)	32																																											

 Pit Stop  Fastest Lap  Lapped Car

Event:

Track:

Report: Race Lap Chart

Session:

Drivers in Race:

17 - Daly, Conor (33)

Lap->

1	2	3	4	5	6	7	8	9	10	11	12	13	14	15	16	17	18	19	20	21	22	23	24	25	26	27	28	29	30	31	32	33	34	35	36	37	38	39	40
17	17	17	17	17	17	17	17	17	17	17	17	17	17	17	17	17	17	17	17	17	17	17	17	17	17	17	17	59	59	59	59	59	59	32	32	32	32	32	32

Pit Stop
 Fastest Lap
 Lapped Car

Event:
Track:
Report: Race Lap Chart
Session:

Drivers in Race:	Lap->	41	42	43	44	45	46	47	48	49	50	51	52	53	54	55	56	57	58	59	60	61	62	63	64	65	66	67	68	69	70	71	72	73	74	75	76	77	78	79	80		
17 - Daly, Conor (33)	33	32	32	32	32	32																																					

 Pit Stop
  Fastest Lap
  Lapped Car

Event:
Track:
Report: Race Lap Chart
Session:

Drivers in Race:

17 - Daly, Conor (33)

Lap->

81	82	83	84	85	86	87	88	89	90	91	92	93	94	95	96	97	98	99	100	101	102	103	104	105	106	107	108	109	110	111	112	113	114	115	116	117	118	119	120
33																																							



Pit Stop



Fastest Lap



Lapped Car

Event:
Track:
Report: Race Lap Chart
Session:

Drivers in Race:

17 - Daly, Conor (33)

Lap->

121	122	123	124	125	126	127	128	129	130	131	132	133	134	135	136	137	138	139	140	141	142	143	144	145	146	147	148	149	150	151	152	153	154	155	156	157	158	159	160
33																																							

 Pit Stop  Fastest Lap  Lapped Car

Event:
Track:
Report: Race Lap Chart
Session:

Drivers in Race:

17 - Daly, Conor (33)

Lap->

161	162	163	164	165	166	167	168	169	170	171	172	173	174	175	176	177	178	179	180	181	182	183	184	185	186	187	188	189	190	191	192	193	194	195	196	197	198	199	200
33																																							

Pit Stop
 Fastest Lap
 Lapped Car

Event: 102nd Indianapolis 500
Track: Indianapolis Motor Speedway

Round 6
2.5 mile(s)



Report: Event Summary
Series: Verizon IndyCar Series

May 27, 2018



Top Ten of Race

P	#	Driver	CET	Laps	Diff	Avg Spd	PS
1	12	Power, Will	D/C/F	200	--:----	166.935	5
2	20	Carpenter, Ed	D/C/F	200	3.1589	166.886	5
3	9	Dixon, Scott	D/H/F	200	4.5928	166.864	5
4	27	Rossi, Alexander	D/H/F	200	5.2237	166.854	5
5	28	Hunter-Reay, Ryan	D/H/F	200	6.7187	166.831	5
6	22	Pagnaud, Simon	D/C/F	200	7.2357	166.823	5
7	29	Munoz, Carlos	D/H/F	200	7.8377	166.814	6
8	1	Newgarden, Josef	D/C/F	200	8.6917	166.801	6
9	6	Wickens, Robert	D/H/F	200	9.3112	166.791	7
10	15	Rahal, Graham	D/H/F	200	11.3368	166.760	6

Race Summary

See media reports for additional information.

Lap Stats: Total Laps: 200 Green Laps: 159 Caution Laps: 41
Race Stats: Time: 02:59:42 Avg Spd: 166.935 mph
Lead Changes: 30 among 15 drivers
Best Lap: 224.138 mph (40.1538 sec) on lap 131 by 3 - Castroneves, Helio
Best Lead Lap: 223.306 mph (40.3035 sec) on lap 199 by 12 - Will Power
Most Improved: 27 - Rossi, Alexander
Improved 28 positions (Started 32 / Finished 4)
Race Passes: Total Passes: 633 Position Passes: 428

Top Five of Each Session

Practice 1	CET	Time	Speed	Laps		
1	22	Pagnaud, Simon	D/C/F	39.8605	225.787	30
2	3	Castroneves, Helio	D/C/F	40.2783	223.445	29
3	1	Newgarden, Josef	D/C/F	40.3173	223.229	25
4	98	Andretti, Marco	D/H/F	40.3200	223.214	21
5	20	Carpenter, Ed	D/C/F	40.3364	223.124	26

Practice 2	CET	Time	Speed	Laps		
1	3	Castroneves, Helio	D/C/F	40.0597	224.665	38
2	20	Carpenter, Ed	D/C/F	40.0850	224.523	39
3	7	Howard, Jay	D/H/F	40.0858	224.518	69
4	9	Dixon, Scott	D/H/F	40.1153	224.353	33
5	98	Andretti, Marco	D/H/F	40.1397	224.217	36

Practice 3	CET	Time	Speed	Laps		
1	98	Andretti, Marco	D/H/F	39.6383	227.053	117
2	9	Dixon, Scott	D/H/F	39.7651	226.329	115
3	30	Sato, Takuma	D/H/F	39.8039	226.108	112
4	6	Wickens, Robert	D/H/F	39.8078	226.086	113
5	23	Kimball, Charlie	D/C/F	39.8430	225.887	87

Practice 4	CET	Time	Speed	Laps		
1	15	Rahal, Graham	D/H/F	39.8148	226.047	102
2	14	Kanaan, Tony	D/C/F	39.8414	225.896	62
3	98	Andretti, Marco	D/H/F	39.8964	225.584	86
4	20	Carpenter, Ed	D/C/F	39.9834	225.093	97
5	24	Karam, Sage	D/C/F	40.0142	224.920	72

Practice 5	CET	Time	Speed	Laps		
1	98	Andretti, Marco	D/H/F	38.8262	231.802	31
2	6	Wickens, Robert	D/H/F	38.8379	231.732	35
3	20	Carpenter, Ed	D/C/F	38.9499	231.066	37
4	64	Servia, Oriol	D/H/F	39.0884	230.247	40
5	12	Power, Will	D/C/F	39.1679	229.780	32

Practice 6	CET	Time	Speed	Laps		
1	3	Castroneves, Helio	D/C/F	39.2148	229.505	9
2	12	Power, Will	D/C/F	39.2988	229.015	7
3	66	Hildebrand, JR	D/C/F	39.5151	227.761	7
4	88	Chaves, Gabby	D/C/F	39.6860	226.780	8
5	24	Karam, Sage	D/C/F	39.6927	226.742	7

Qualifications	CET	Time	Speed	Laps		
1	20	Carpenter, Ed	D/C/F	39.2557	229.266	4
2	3	Castroneves, Helio	D/C/F	39.2828	229.108	4
3	22	Pagnaud, Simon	D/C/F	39.3977	228.440	4
4	12	Power, Will	D/C/F	39.4071	228.385	4
5	18	Bourdais, Sebastien	D/H/F	39.4156	228.336	4

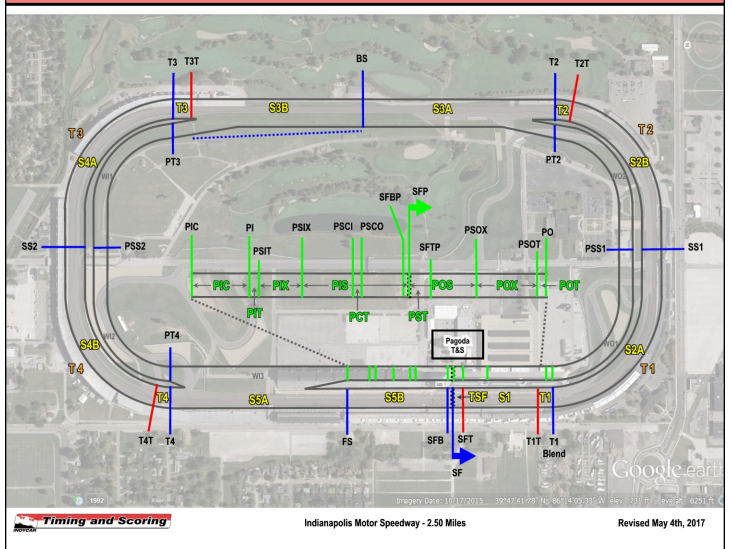
Qualifications - Group One	CET	Time	Speed	Laps		
1	14	Kanaan, Tony	D/C/F	39.4101	228.368	4
2	4	Leist, Matheus	D/C/F	39.5015	227.839	4
3	98	Andretti, Marco	D/H/F	39.5064	227.811	4
4	19	Claman De Melo, Zachary	D/H/F	39.5519	227.549	4
5	27	Rossi, Alexander	D/H/F	39.5684	227.454	4

Qualifications - Fast Nine	CET	Time	Speed	Laps		
1	20	Carpenter, Ed	D/C/F	39.1154	230.088	4
2	22	Pagnaud, Simon	D/C/F	39.2799	229.125	4
3	3	Castroneves, Helio	D/C/F	39.3026	228.992	4
4	12	Power, Will	D/C/F	39.3219	228.880	4
5	1	Newgarden, Josef	D/C/F	39.3250	228.862	4

Session Statistics

Session	Laps	Miles	T of S	Forecast
Practice 1	532	1330.00	02:00:17	None
Practice 2	1376	3440.00	02:52:23	None
Practice 3	3349	8372.50	06:59:51	None
Practice 4	2771	6927.50	06:57:46	None
Practice 5	1260	3150.00	06:57:45	None
Practice 6	79	197.50	00:38:55	None
Qualifications	195	487.50	06:51:17	None
Qualifications - Group One	96	240.00	01:49:00	None
Qualifications - Fast Nine	36	90.00	00:42:14	None
Practice 7	351	877.50	02:00:31	None
Practice 8	2526	6315.00	03:01:29	None
Practice Final	1273	3182.50	01:00:29	None
Race	5734	14335.00	03:00:29	None
Totals	19578			48945.00

Track Map



Practice 7		CET	Time	Speed	Laps
1	28 Hunter-Reay, Ryan	D/H/F	39.0443	230.507	13
2	98 Andretti, Marco	D/H/F	39.0858	230.263	20
3	27 Rossi, Alexander	D/H/F	39.2165	229.495	18
4	22 Pagnaud, Simon	D/C/F	39.2312	229.409	7
5	3 Castroneves, Helio	D/C/F	39.2681	229.194	23
Practice 8		CET	Time	Speed	Laps
1	24 Karam, Sage	D/C/F	39.7419	226.461	71
2	14 Kanaan, Tony	D/C/F	39.9781	225.123	66
3	28 Hunter-Reay, Ryan	D/H/F	40.0320	224.820	68
4	23 Kimball, Charlie	D/C/F	40.0745	224.582	79
5	27 Rossi, Alexander	D/H/F	40.0878	224.507	70
Practice Final		CET	Time	Speed	Laps
1	14 Kanaan, Tony	D/C/F	39.5099	227.791	38
2	9 Dixon, Scott	D/H/F	39.8787	225.684	38
3	98 Andretti, Marco	D/H/F	39.9610	225.220	30
4	18 Bourdais, Sebastien	D/H/F	40.0329	224.815	43
5	23 Kimball, Charlie	D/C/F	40.0512	224.712	42

Full box score pending verification of results.

(C)hassis: D=Dallara | (E)ngine: C=Chevy, H=Honda | (T)ire: F=Firestone