

**Event:** IMS Oval Test  
**Track:** Indianapolis Motor Speedway  
**Report:** Combined Results of Practice  
**As of:** Practice 2

2.5 mile(s)

Verizon IndyCar Series  
May 3, 2015



<u>Rank</u>	<u>Car</u>	<u>Driver Name</u>	<u>C/A/E/T</u>	<u>Session</u>	<u>Time</u>	<u>Speed</u>	<u>Total Laps</u>
1	2	Montoya, Juan Pablo	D/C/C/F	Practice 2	00:39.6874	226.772	95
2	3	Castroneves, Helio	D/C/C/F	Practice 2	00:39.7407	226.468	88
3	27	Andretti, Marco	D/H/H/F	Practice 2	00:39.7759	226.268	60
4	9	Dixon, Scott	D/C/C/F	Practice 2	00:39.8440	225.881	84
5	22	Pagenaud, Simon	D/C/C/F	Practice 2	00:39.8864	225.641	57
6	14	Sato, Takuma	D/H/H/F	Practice 2	00:39.8987	225.571	47
7	29	de Silvestro, Simona	D/H/H/F	Practice 2	00:39.9438	225.317	43
8	20	Carpenter, Ed	D/C/C/F	Practice 2	00:39.9544	225.257	72
9	28	Hunter-Reay, Ryan	D/H/H/F	Practice 2	00:39.9631	225.208	76
10	8	Karam, Sage	D/C/C/F	Practice 2	00:40.0122	224.931	40
11	26	Munoz, Carlos	D/H/H/F	Practice 2	00:40.0237	224.867	92
12	10	Kanaan, Tony	D/C/C/F	Practice 2	00:40.0305	224.829	95
13	98	Chaves, Gabby (R)	D/H/H/F	Practice 2	00:40.0502	224.718	81
14	1	Power, Will	D/C/C/F	Practice 2	00:40.0605	224.660	93
15	25	Wilson, Justin	D/H/H/F	Practice 2	00:40.1276	224.285	82
16	63	Mann, Pippa	D/H/H/F	Practice 2	00:40.1991	223.886	69
17	21	Newgarden, Josef	D/C/C/F	Practice 2	00:40.2083	223.834	81
18	32	Servia, Oriol	D/H/H/F	Practice 2	00:40.2355	223.683	75
19	5	Hinchcliffe, James	D/H/H/F	Practice 2	00:40.2544	223.578	77
20	43	Daly, Conor	D/H/H/F	Practice 2	00:40.3066	223.288	73
21	7	Jakes, James	D/H/H/F	Practice 2	00:40.3242	223.191	70
22	83	Kimball, Charlie	D/C/C/F	Practice 2	00:40.4154	222.687	61
23	11	Bourdais, Sebastien	D/C/C/F	Practice 2	00:40.4257	222.631	52
24	41	Hawksworth, Jack	D/H/H/F	Practice 2	00:40.4305	222.604	34
25	15	Rahal, Graham	D/H/H/F	Practice 2	00:40.5929	221.714	77
26	24	Hamilton, Davey	D/C/C/F	Practice 2	00:40.9166	219.960	19
27	88	Clauson, Bryan	D/C/C/F	Practice 2	00:41.1927	218.485	46
28	4	Bourdais, Sebastien	D/C/C/F	Practice 1	00:41.3227	217.798	6

(R) Rookie

**Total Laps for Combined Sessions: 1845**

(C)hassis: D=Dallara | (A)erokit: C=Chevy, H=Honda | (E)ngine: C=Chevy, H=Honda | (T)ire: F=Firestone

**Event:** 2015 Indianapolis 500  
**Track:** Indianapolis Motor Speedway  
**Report:** Results of Session  
**Session:** Practice 1

**Round 6**  
**2.5 mile(s)**

**Verizon IndyCar Series**  
**May 11, 2015**



Rank	Car	Driver Name	C/A/E/T	Time	Speed	Diff	Gap	Best Lap	Total Laps
1	8	Karam, Sage	D/C/C/F	00:39.8579	225.802	--.----	--.----	40	41
2	9	Dixon, Scott	D/C/C/F	00:39.9480	225.293	0.0901	0.0901	13	27
3	10	Kanaan, Tony	D/C/C/F	00:39.9615	225.217	0.1036	0.0135	7	26
4	27	Andretti, Marco	D/H/H/F	00:39.9674	225.184	0.1095	0.0059	41	63
5	6	Hildebrand, JR	D/C/C/F	00:40.0428	224.760	0.1849	0.0754	18	61
6	20	Carpenter, Ed	D/C/C/F	00:40.0466	224.738	0.1887	0.0038	42	79
7	26	Munoz, Carlos	D/H/H/F	00:40.0546	224.693	0.1967	0.0080	10	36
8	25	Wilson, Justin	D/H/H/F	00:40.1353	224.242	0.2774	0.0807	33	44
9	14	Sato, Takuma	D/H/H/F	00:40.1357	224.239	0.2778	0.0004	35	45
10	21	Newgarden, Josef	D/C/C/F	00:40.1440	224.193	0.2861	0.0083	74	83
11	5	Hinchcliffe, James	D/H/H/F	00:40.1473	224.174	0.2894	0.0033	15	36
12	98	Chaves, Gabby (R)	D/H/H/F	00:40.1475	224.173	0.2896	0.0002	6	8
13	29	de Silvestro, Simona	D/H/H/F	00:40.2353	223.684	0.3774	0.0878	26	42
14	24	Bell, Townsend	D/C/C/F	00:40.2437	223.637	0.3858	0.0084	37	39
15	15	Rahal, Graham	D/H/H/F	00:40.2536	223.582	0.3957	0.0099	41	77
16	7	Jakes, James	D/H/H/F	00:40.2686	223.499	0.4107	0.0150	8	36
17	11	Bourdais, Sebastien	D/C/C/F	00:40.2831	223.419	0.4252	0.0145	33	34
18	32	Servia, Oriol	D/H/H/F	00:40.3043	223.301	0.4464	0.0212	14	58
19	22	Pagenaud, Simon	D/C/C/F	00:40.3795	222.885	0.5216	0.0752	30	31
20	83	Kimball, Charlie	D/C/C/F	00:40.5223	222.100	0.6644	0.1428	15	19
21	28	Hunter-Reay, Ryan	D/H/H/F	00:40.5343	222.034	0.6764	0.0120	5	68
22	43	Daly, Conor	D/H/H/F	00:40.5878	221.742	0.7299	0.0535	14	28
23	17	Saavedra, Sebastian	D/C/C/F	00:40.8278	220.438	0.9699	0.2400	5	16
24	4	Coletti, Stefano (R)	D/C/C/F	00:40.9560	219.748	1.0981	0.1282	29	37
25	63	Mann, Pippa	D/H/H/F	00:41.0458	219.267	1.1879	0.0898	6	6
26	88	Clauson, Bryan	D/C/C/F	00:41.0676	219.151	1.2097	0.0218	13	31
27	18	Huertas, Carlos	D/H/H/F	00:41.4759	216.993	1.6180	0.4083	16	18
28	2	Montoya, Juan Pablo	D/C/C/F	00:59.8754	150.312	20.0175	18.3995	3	3
29	3	Castroneves, Helio	D/C/C/F	01:03.4265	141.897	23.5686	3.5511	1	1
30	1	Power, Will	D/C/C/F	01:05.3294	137.763	25.4715	1.9029	1	1

(R) Rookie

**Total Laps: 1094**

(C)hassis: D=Dallara | (A)erokit: C=Chevy, H=Honda | (E)ngine: C=Chevy, H=Honda | (T)ire: F=Firestone

**Event:** 2015 Indianapolis 500  
**Track:** Indianapolis Motor Speedway  
**Report:** Results of Session  
**Session:** Practice 2

**Round 6**  
**2.5 mile(s)**

**Verizon IndyCar Series**  
**May 12, 2015**



Rank	Car	Driver Name	C/A/E/T	Time	Speed	Diff	Gap	Best Lap	Total Laps
1	3	Castroneves, Helio	D/C/C/F	00:39.5580	227.514	--.----	--.----	7	72
2	22	Pagenaud, Simon	D/C/C/F	00:39.5809	227.382	0.0229	0.0229	88	92
3	9	Dixon, Scott	D/C/C/F	00:39.6880	226.769	0.1300	0.1071	54	61
4	25	Wilson, Justin	D/H/H/F	00:39.7022	226.688	0.1442	0.0142	14	89
5	24	Bell, Townsend	D/C/C/F	00:39.7317	226.519	0.1737	0.0295	46	69
6	1	Power, Will	D/C/C/F	00:39.7538	226.393	0.1958	0.0221	49	86
7	10	Kanaan, Tony	D/C/C/F	00:39.7540	226.392	0.1960	0.0002	13	37
8	6	Hildebrand, JR	D/C/C/F	00:39.7569	226.376	0.1989	0.0029	13	28
9	27	Andretti, Marco	D/H/H/F	00:39.7607	226.354	0.2027	0.0038	73	99
10	26	Munoz, Carlos	D/H/H/F	00:39.7880	226.199	0.2300	0.0273	60	86
11	20	Carpenter, Ed	D/C/C/F	00:39.8503	225.845	0.2923	0.0623	18	59
12	21	Newgarden, Josef	D/C/C/F	00:39.8892	225.625	0.3312	0.0389	78	79
13	83	Kimball, Charlie	D/C/C/F	00:39.9172	225.467	0.3592	0.0280	46	56
14	14	Sato, Takuma	D/H/H/F	00:39.9393	225.342	0.3813	0.0221	34	42
15	15	Rahal, Graham	D/H/H/F	00:39.9519	225.271	0.3939	0.0126	31	69
16	98	Chaves, Gabby (R)	D/H/H/F	00:40.0173	224.903	0.4593	0.0654	30	91
17	8	Karam, Sage	D/C/C/F	00:40.0289	224.838	0.4709	0.0116	4	47
18	28	Hunter-Reay, Ryan	D/H/H/F	00:40.0385	224.784	0.4805	0.0096	55	84
19	11	Bourdais, Sebastien	D/C/C/F	00:40.0830	224.534	0.5250	0.0445	76	84
20	2	Montoya, Juan Pablo	D/C/C/F	00:40.0998	224.440	0.5418	0.0168	46	70
21	32	Servia, Oriol	D/H/H/F	00:40.1465	224.179	0.5885	0.0467	63	82
22	63	Mann, Pippa	D/H/H/F	00:40.1686	224.056	0.6106	0.0221	22	62
23	43	Daly, Conor	D/H/H/F	00:40.1926	223.922	0.6346	0.0240	47	57
24	5	Hinchcliffe, James	D/H/H/F	00:40.2157	223.793	0.6577	0.0231	18	68
25	7	Jakes, James	D/H/H/F	00:40.3104	223.267	0.7524	0.0947	43	62
26	26	Andretti, Marco	D/H/H/F	00:40.3806	222.879	0.8226	0.0702	4	4
27	4	Coletti, Stefano (R)	D/C/C/F	00:40.4487	222.504	0.8907	0.0681	45	48
28	41	Hawksworth, Jack	D/H/H/F	00:40.4589	222.448	0.9009	0.0102	19	25
29	29	de Silvestro, Simona	D/H/H/F	00:40.5107	222.164	0.9527	0.0518	6	9
30	18	Huertas, Carlos	D/H/H/F	00:40.5999	221.675	1.0419	0.0892	36	45
31	17	Saavedra, Sebastian	D/C/C/F	00:40.7122	221.064	1.1542	0.1123	29	31
32	88	Clauson, Bryan	D/C/C/F	00:41.1296	218.821	1.5716	0.4174	8	47
33	19	Davison, James	D/H/H/F	00:41.8845	214.877	2.3265	0.7549	7	15
34	48	Tagliani, Alex	D/H/H/F	01:13.7995	121.952	34.2415	31.9150	2	3

(R) Rookie

**Total Laps: 1958**

(C)hassis: D=Dallara | (A)erokit: C=Chevy, H=Honda | (E)ngine: C=Chevy, H=Honda | (T)ire: F=Firestone

**Event:** 2015 Indianapolis 500  
**Track:** Indianapolis Motor Speedway  
**Report:** Combined Results of Practice  
**As of:** Practice 2

**Round 6**  
**2.5 mile(s)**

**Verizon IndyCar Series**  
**May 12, 2015**



<u>Rank</u>	<u>Car</u>	<u>Driver Name</u>	<u>C/A/E/T</u>	<u>Session</u>	<u>Time</u>	<u>Speed</u>	<u>Total Laps</u>
1	3	Castroneves, Helio	D/C/C/F	Practice 2	00:39.5580	227.514	73
2	22	Pagenaud, Simon	D/C/C/F	Practice 2	00:39.5809	227.382	123
3	9	Dixon, Scott	D/C/C/F	Practice 2	00:39.6880	226.769	88
4	25	Wilson, Justin	D/H/H/F	Practice 2	00:39.7022	226.688	133
5	24	Bell, Townsend	D/C/C/F	Practice 2	00:39.7317	226.519	108
6	1	Power, Will	D/C/C/F	Practice 2	00:39.7538	226.393	87
7	10	Kanaan, Tony	D/C/C/F	Practice 2	00:39.7540	226.392	63
8	6	Hildebrand, JR	D/C/C/F	Practice 2	00:39.7569	226.376	89
9	27	Andretti, Marco	D/H/H/F	Practice 2	00:39.7607	226.354	162
10	26	Munoz, Carlos	D/H/H/F	Practice 2	00:39.7880	226.199	122
11	20	Carpenter, Ed	D/C/C/F	Practice 2	00:39.8503	225.845	138
12	8	Karam, Sage	D/C/C/F	Practice 1	00:39.8579	225.802	88
13	21	Newgarden, Josef	D/C/C/F	Practice 2	00:39.8892	225.625	162
14	83	Kimball, Charlie	D/C/C/F	Practice 2	00:39.9172	225.467	75
15	14	Sato, Takuma	D/H/H/F	Practice 2	00:39.9393	225.342	87
16	15	Rahal, Graham	D/H/H/F	Practice 2	00:39.9519	225.271	146
17	98	Chaves, Gabby (R)	D/H/H/F	Practice 2	00:40.0173	224.903	99
18	28	Hunter-Reay, Ryan	D/H/H/F	Practice 2	00:40.0385	224.784	152
19	11	Bourdais, Sebastien	D/C/C/F	Practice 2	00:40.0830	224.534	118
20	2	Montoya, Juan Pablo	D/C/C/F	Practice 2	00:40.0998	224.440	73
21	32	Servia, Oriol	D/H/H/F	Practice 2	00:40.1465	224.179	140
22	5	Hinchcliffe, James	D/H/H/F	Practice 1	00:40.1473	224.174	104
23	63	Mann, Pippa	D/H/H/F	Practice 2	00:40.1686	224.056	68
24	43	Daly, Conor	D/H/H/F	Practice 2	00:40.1926	223.922	85
25	29	de Silvestro, Simona	D/H/H/F	Practice 1	00:40.2353	223.684	51
26	7	Jakes, James	D/H/H/F	Practice 1	00:40.2686	223.499	98
27	26	Andretti, Marco	D/H/H/F	Practice 2	00:40.3806	222.879	4
28	4	Coletti, Stefano (R)	D/C/C/F	Practice 2	00:40.4487	222.504	85
29	41	Hawksworth, Jack	D/H/H/F	Practice 2	00:40.4589	222.448	25
30	18	Huertas, Carlos	D/H/H/F	Practice 2	00:40.5999	221.675	63
31	17	Saavedra, Sebastian	D/C/C/F	Practice 2	00:40.7122	221.064	47
32	88	Clauson, Bryan	D/C/C/F	Practice 1	00:41.0676	219.151	78
33	19	Davison, James	D/H/H/F	Practice 2	00:41.8845	214.877	15
34	48	Tagliani, Alex	D/H/H/F	Practice 2	01:13.7995	121.952	3

(R) Rookie

**Total Laps for Combined Sessions: 3052**

(C)hassis: D=Dallara | (A)erokit: C=Chevy, H=Honda | (E)ngine: C=Chevy, H=Honda | (T)ire: F=Firestone

**Event:** 2015 Indianapolis 500  
**Track:** Indianapolis Motor Speedway  
**Report:** Results of Session  
**Session:** Practice 3

**Round 6**  
**2.5 mile(s)**

**Verizon IndyCar Series**  
**May 13, 2015**



Rank	Car	Driver Name	C/A/E/T	Time	Speed	Diff	Gap	Best Lap	Total Laps
1	26	Munoz, Carlos	D/H/H/F	00:39.1098	230.121	--.----	--.----	88	88
2	24	Bell, Townsend	D/C/C/F	00:39.3066	228.969	0.1968	0.1968	43	57
3	10	Kanaan, Tony	D/C/C/F	00:39.4439	228.172	0.3341	0.1373	58	64
4	19	Davison, James	D/H/H/F	00:39.4663	228.043	0.3565	0.0224	86	86
5	8	Karam, Sage	D/C/C/F	00:39.5046	227.822	0.3948	0.0383	89	91
6	9	Dixon, Scott	D/C/C/F	00:39.5561	227.525	0.4463	0.0515	31	59
7	22	Pagenaud, Simon	D/C/C/F	00:39.5643	227.478	0.4545	0.0082	9	66
8	1	Power, Will	D/C/C/F	00:39.5865	227.350	0.4767	0.0222	69	70
9	27	Andretti, Marco	D/H/H/F	00:39.5917	227.320	0.4819	0.0052	8	86
10	5	Hinchcliffe, James	D/H/H/F	00:39.5930	227.313	0.4832	0.0013	71	84
11	28	Hunter-Reay, Ryan	D/H/H/F	00:39.6190	227.164	0.5092	0.0260	73	76
12	98	Chaves, Gabby (R)	D/H/H/F	00:39.6312	227.094	0.5214	0.0122	38	83
13	6	Hildebrand, JR	D/C/C/F	00:39.6749	226.844	0.5651	0.0437	8	44
14	20	Carpenter, Ed	D/C/C/F	00:39.7048	226.673	0.5950	0.0299	9	52
15	3	Castroneves, Helio	D/C/C/F	00:39.7053	226.670	0.5955	0.0005	10	12
16	15	Rahal, Graham	D/H/H/F	00:39.7069	226.661	0.5971	0.0016	35	80
17	2	Montoya, Juan Pablo	D/C/C/F	00:39.7070	226.660	0.5972	0.0001	39	41
18	43	Daly, Conor	D/H/H/F	00:39.7150	226.615	0.6052	0.0080	27	41
19	25	Wilson, Justin	D/H/H/F	00:39.7246	226.560	0.6148	0.0096	47	65
20	83	Kimball, Charlie	D/C/C/F	00:39.7439	226.450	0.6341	0.0193	83	93
21	63	Mann, Pippa	D/H/H/F	00:39.7701	226.301	0.6603	0.0262	14	64
22	17	Saavedra, Sebastian	D/C/C/F	00:39.7729	226.285	0.6631	0.0028	12	74
23	14	Sato, Takuma	D/H/H/F	00:39.7977	226.144	0.6879	0.0248	37	92
24	7	Jakes, James	D/H/H/F	00:39.8151	226.045	0.7053	0.0174	75	102
25	41	Hawksworth, Jack	D/H/H/F	00:39.8226	226.002	0.7128	0.0075	88	88
26	21	Newgarden, Josef	D/C/C/F	00:39.8844	225.652	0.7746	0.0618	10	69
27	32	Servia, Oriol	D/H/H/F	00:39.9495	225.284	0.8397	0.0651	31	59
28	11	Bourdais, Sebastien	D/C/C/F	00:40.0370	224.792	0.9272	0.0875	36	53
29	4	Coletti, Stefano (R)	D/C/C/F	00:40.1139	224.361	1.0041	0.0769	33	40
30	18	Huertas, Carlos	D/H/H/F	00:40.2253	223.740	1.1155	0.1114	39	55
31	88	Clauson, Bryan	D/C/C/F	00:40.3866	222.846	1.2768	0.1613	20	97
32	88	Bourdais, Sebastien	D/C/C/F	00:40.7967	220.606	1.6869	0.4101	5	5
33	48	Tagliani, Alex	D/H/H/F	00:40.8066	220.553	1.6968	0.0099	10	10

(R) Rookie

**Total Laps: 2146**

(C)hassis: D=Dallara | (A)erokit: C=Chevy, H=Honda | (E)ngine: C=Chevy, H=Honda | (T)ire: F=Firestone

**Event:** 2015 Indianapolis 500  
**Track:** Indianapolis Motor Speedway  
**Report:** Combined Results of Practice  
**As of:** Practice 3

**Round 6**  
**2.5 mile(s)**

**Verizon IndyCar Series**  
**May 13, 2015**



<u>Rank</u>	<u>Car</u>	<u>Driver Name</u>	<u>C/A/E/T</u>	<u>Session</u>	<u>Time</u>	<u>Speed</u>	<u>Total Laps</u>
1	26	Munoz, Carlos	D/H/H/F	Practice 3	00:39.1098	230.121	210
2	24	Bell, Townsend	D/C/C/F	Practice 3	00:39.3066	228.969	165
3	10	Kanaan, Tony	D/C/C/F	Practice 3	00:39.4439	228.172	127
4	19	Davison, James	D/H/H/F	Practice 3	00:39.4663	228.043	101
5	8	Karam, Sage	D/C/C/F	Practice 3	00:39.5046	227.822	179
6	9	Dixon, Scott	D/C/C/F	Practice 3	00:39.5561	227.525	147
7	3	Castroneves, Helio	D/C/C/F	Practice 2	00:39.5580	227.514	85
8	22	Pagenaud, Simon	D/C/C/F	Practice 3	00:39.5643	227.478	189
9	1	Power, Will	D/C/C/F	Practice 3	00:39.5865	227.350	157
10	27	Andretti, Marco	D/H/H/F	Practice 3	00:39.5917	227.320	248
11	5	Hinchcliffe, James	D/H/H/F	Practice 3	00:39.5930	227.313	188
12	28	Hunter-Reay, Ryan	D/H/H/F	Practice 3	00:39.6190	227.164	228
13	98	Chaves, Gabby (R)	D/H/H/F	Practice 3	00:39.6312	227.094	182
14	6	Hildebrand, JR	D/C/C/F	Practice 3	00:39.6749	226.844	133
15	25	Wilson, Justin	D/H/H/F	Practice 2	00:39.7022	226.688	198
16	20	Carpenter, Ed	D/C/C/F	Practice 3	00:39.7048	226.673	190
17	15	Rahal, Graham	D/H/H/F	Practice 3	00:39.7069	226.661	226
18	2	Montoya, Juan Pablo	D/C/C/F	Practice 3	00:39.7070	226.660	114
19	43	Daly, Conor	D/H/H/F	Practice 3	00:39.7150	226.615	126
20	83	Kimball, Charlie	D/C/C/F	Practice 3	00:39.7439	226.450	168
21	63	Mann, Pippa	D/H/H/F	Practice 3	00:39.7701	226.301	132
22	17	Saavedra, Sebastian	D/C/C/F	Practice 3	00:39.7729	226.285	121
23	14	Sato, Takuma	D/H/H/F	Practice 3	00:39.7977	226.144	179
24	7	Jakes, James	D/H/H/F	Practice 3	00:39.8151	226.045	200
25	41	Hawksworth, Jack	D/H/H/F	Practice 3	00:39.8226	226.002	113
26	21	Newgarden, Josef	D/C/C/F	Practice 3	00:39.8844	225.652	231
27	32	Servia, Oriol	D/H/H/F	Practice 3	00:39.9495	225.284	199
28	11	Bourdais, Sebastien	D/C/C/F	Practice 3	00:40.0370	224.792	171
29	4	Coletti, Stefano (R)	D/C/C/F	Practice 3	00:40.1139	224.361	125
30	18	Huertas, Carlos	D/H/H/F	Practice 3	00:40.2253	223.740	118
31	29	de Silvestro, Simona	D/H/H/F	Practice 1	00:40.2353	223.684	51
32	26	Andretti, Marco	D/H/H/F	Practice 2	00:40.3806	222.879	4
33	88	Clauson, Bryan	D/C/C/F	Practice 3	00:40.3866	222.846	175
34	88	Bourdais, Sebastien	D/C/C/F	Practice 3	00:40.7967	220.606	5
35	48	Tagliani, Alex	D/H/H/F	Practice 3	00:40.8066	220.553	13

(R) Rookie

**Total Laps for Combined Sessions: 5198**

(C)hassis: D=Dallara | (A)erokit: C=Chevy, H=Honda | (E)ngine: C=Chevy, H=Honda | (T)ire: F=Firestone

**Event:** 2015 Indianapolis 500  
**Track:** Indianapolis Motor Speedway  
**Report:** Results of Session  
**Session:** Practice 4

**Round 6**  
**2.5 mile(s)**

**Verizon IndyCar Series**  
**May 14, 2015**



Rank	Car	Driver Name	C/A/E/T	Time	Speed	Diff	Gap	Best Lap	Total Laps
1	22	Pagenaud, Simon	D/C/C/F	00:39.3369	228.793	--.----	--.----	13	46
2	26	Munoz, Carlos	D/H/H/F	00:39.4518	228.126	0.1149	0.1149	102	102
3	8	Karam, Sage	D/C/C/F	00:39.5287	227.683	0.1918	0.0769	40	80
4	9	Dixon, Scott	D/C/C/F	00:39.5371	227.634	0.2002	0.0084	32	46
5	10	Kanaan, Tony	D/C/C/F	00:39.5557	227.527	0.2188	0.0186	29	38
6	2	Montoya, Juan Pablo	D/C/C/F	00:39.5642	227.478	0.2273	0.0085	10	27
7	20	Carpenter, Ed	D/C/C/F	00:39.5740	227.422	0.2371	0.0098	20	63
8	11	Bourdais, Sebastien	D/C/C/F	00:39.5880	227.342	0.2511	0.0140	60	62
9	27	Andretti, Marco	D/H/H/F	00:39.5957	227.297	0.2588	0.0077	43	63
10	83	Kimball, Charlie	D/C/C/F	00:39.6111	227.209	0.2742	0.0154	31	46
11	25	Wilson, Justin	D/H/H/F	00:39.6278	227.113	0.2909	0.0167	80	97
12	15	Rahal, Graham	D/H/H/F	00:39.6578	226.941	0.3209	0.0300	40	55
13	1	Power, Will	D/C/C/F	00:39.6692	226.876	0.3323	0.0114	14	31
14	43	Daly, Conor	D/H/H/F	00:39.6708	226.867	0.3339	0.0016	22	36
15	48	Tagliani, Alex	D/H/H/F	00:39.7111	226.637	0.3742	0.0403	59	70
16	32	Servia, Oriol	D/H/H/F	00:39.7602	226.357	0.4233	0.0491	69	93
17	14	Sato, Takuma	D/H/H/F	00:39.7720	226.290	0.4351	0.0118	9	58
18	3T	Castroneves, Helio	D/C/C/F	00:39.8083	226.084	0.4714	0.0363	29	31
19	24	Bell, Townsend	D/C/C/F	00:39.8126	226.059	0.4757	0.0043	38	40
20	28	Hunter-Reay, Ryan	D/H/H/F	00:39.8731	225.716	0.5362	0.0605	8	84
21	7	Jakes, James	D/H/H/F	00:39.8770	225.694	0.5401	0.0039	16	43
22	98	Chaves, Gabby (R)	D/H/H/F	00:39.8941	225.597	0.5572	0.0171	18	58
23	41	Hawksworth, Jack	D/H/H/F	00:39.9205	225.448	0.5836	0.0264	51	65
24	19	Vautier, Tristan	D/H/H/F	00:39.9279	225.406	0.5910	0.0074	77	93
25	4	Coletti, Stefano (R)	D/C/C/F	00:39.9345	225.369	0.5976	0.0066	85	94
26	6	Hildebrand, JR	D/C/C/F	00:39.9610	225.220	0.6241	0.0265	5	81
27	29	de Silvestro, Simona	D/H/H/F	00:39.9716	225.160	0.6347	0.0106	78	97
28	5	Hinchcliffe, James	D/H/H/F	00:39.9741	225.146	0.6372	0.0025	5	31
29	17	Saavedra, Sebastian	D/C/C/F	00:40.0500	224.719	0.7131	0.0759	20	22
30	21	Newgarden, Josef	D/C/C/F	00:40.1744	224.023	0.8375	0.1244	21	56
31	43	Hinchcliffe, James	D/H/H/F	00:40.1997	223.882	0.8628	0.0253	6	9
32	18	Huertas, Carlos	D/H/H/F	00:40.2881	223.391	0.9512	0.0884	54	74
33	88	Clauson, Bryan	D/C/C/F	00:40.3925	222.814	1.0556	0.1044	68	94
34	91	Lazier, Buddy	D/C/C/F	00:44.0013	204.539	4.6644	3.6088	8	10

(R) Rookie

**Total Laps: 1995**

(C)hassis: D=Dallara | (A)erokit: C=Chevy, H=Honda | (E)ngine: C=Chevy, H=Honda | (T)ire: F=Firestone

**Event:** 2015 Indianapolis 500  
**Track:** Indianapolis Motor Speedway  
**Report:** Combined Results of Practice  
**As of:** Practice 4

**Round 6**  
**2.5 mile(s)**

**Verizon IndyCar Series**  
**May 14, 2015**



<u>Rank</u>	<u>Car</u>	<u>Driver Name</u>	<u>C/A/E/T</u>	<u>Session</u>	<u>Time</u>	<u>Speed</u>	<u>Total Laps</u>
1	26	Munoz, Carlos	D/H/H/F	Practice 3	00:39.1098	230.121	312
2	24	Bell, Townsend	D/C/C/F	Practice 3	00:39.3066	228.969	205
3	22	Pagenaud, Simon	D/C/C/F	Practice 4	00:39.3369	228.793	235
4	10	Kanaan, Tony	D/C/C/F	Practice 3	00:39.4439	228.172	165
5	19	Davison, James	D/H/H/F	Practice 3	00:39.4663	228.043	101
6	8	Karam, Sage	D/C/C/F	Practice 3	00:39.5046	227.822	259
7	9	Dixon, Scott	D/C/C/F	Practice 4	00:39.5371	227.634	193
8	3	Castroneves, Helio	D/C/C/F	Practice 2	00:39.5580	227.514	85
9	2	Montoya, Juan Pablo	D/C/C/F	Practice 4	00:39.5642	227.478	141
10	20	Carpenter, Ed	D/C/C/F	Practice 4	00:39.5740	227.422	253
11	1	Power, Will	D/C/C/F	Practice 3	00:39.5865	227.350	188
12	11	Bourdais, Sebastien	D/C/C/F	Practice 4	00:39.5880	227.342	233
13	27	Andretti, Marco	D/H/H/F	Practice 3	00:39.5917	227.320	311
14	5	Hinchcliffe, James	D/H/H/F	Practice 3	00:39.5930	227.313	219
15	83	Kimball, Charlie	D/C/C/F	Practice 4	00:39.6111	227.209	214
16	28	Hunter-Reay, Ryan	D/H/H/F	Practice 3	00:39.6190	227.164	312
17	25	Wilson, Justin	D/H/H/F	Practice 4	00:39.6278	227.113	295
18	98	Chaves, Gabby (R)	D/H/H/F	Practice 3	00:39.6312	227.094	240
19	15	Rahal, Graham	D/H/H/F	Practice 4	00:39.6578	226.941	281
20	43	Daly, Conor	D/H/H/F	Practice 4	00:39.6708	226.867	162
21	6	Hildebrand, JR	D/C/C/F	Practice 3	00:39.6749	226.844	214
22	48	Tagliani, Alex	D/H/H/F	Practice 4	00:39.7111	226.637	83
23	32	Servia, Oriol	D/H/H/F	Practice 4	00:39.7602	226.357	292
24	63	Mann, Pippa	D/H/H/F	Practice 3	00:39.7701	226.301	132
25	14	Sato, Takuma	D/H/H/F	Practice 4	00:39.7720	226.290	237
26	17	Saavedra, Sebastian	D/C/C/F	Practice 3	00:39.7729	226.285	143
27	3T	Castroneves, Helio	D/C/C/F	Practice 4	00:39.8083	226.084	31
28	7	Jakes, James	D/H/H/F	Practice 3	00:39.8151	226.045	243
29	41	Hawksworth, Jack	D/H/H/F	Practice 3	00:39.8226	226.002	178
30	21	Newgarden, Josef	D/C/C/F	Practice 3	00:39.8844	225.652	287
31	19	Vautier, Tristan	D/H/H/F	Practice 4	00:39.9279	225.406	93
32	4	Coletti, Stefano (R)	D/C/C/F	Practice 4	00:39.9345	225.369	219
33	29	de Silvestro, Simona	D/H/H/F	Practice 4	00:39.9716	225.160	148
34	43	Hinchcliffe, James	D/H/H/F	Practice 4	00:40.1997	223.882	9
35	18	Huertas, Carlos	D/H/H/F	Practice 3	00:40.2253	223.740	192
36	26	Andretti, Marco	D/H/H/F	Practice 2	00:40.3806	222.879	4
37	88	Clauson, Bryan	D/C/C/F	Practice 3	00:40.3866	222.846	269
38	88	Bourdais, Sebastien	D/C/C/F	Practice 3	00:40.7967	220.606	5
39	91	Lazier, Buddy	D/C/C/F	Practice 4	00:44.0013	204.539	10

(R) Rookie

**Total Laps for Combined Sessions: 7193**

(C)hassis: D=Dallara | (A)erokit: C=Chevy, H=Honda | (E)ngine: C=Chevy, H=Honda | (T)ire: F=Firestone

**Event:** 2015 Indianapolis 500  
**Track:** Indianapolis Motor Speedway  
**Report:** Results of Session  
**Session:** Practice 5

**Round 6**  
**2.5 mile(s)**

**Verizon IndyCar Series**  
**May 15, 2015**



Rank	Car	Driver Name	C/A/E/T	Time	Speed	Diff	Gap	Best Lap	Total Laps
1	22	Pagenaud, Simon	D/C/C/F	00:39.0121	230.698	--.----	--.----	41	48
2	9	Dixon, Scott	D/C/C/F	00:39.0193	230.655	0.0072	0.0072	10	12
3	10	Kanaan, Tony	D/C/C/F	00:39.0529	230.457	0.0408	0.0336	9	44
4	27	Andretti, Marco	D/H/H/F	00:39.0774	230.312	0.0653	0.0245	7	34
5	1	Power, Will	D/C/C/F	00:39.0954	230.206	0.0833	0.0180	32	36
6	8	Karam, Sage	D/C/C/F	00:39.1022	230.166	0.0901	0.0068	11	28
7	98	Chaves, Gabby (R)	D/H/H/F	00:39.1490	229.891	0.1369	0.0468	20	32
8	3	Castroneves, Helio	D/C/C/F	00:39.1556	229.852	0.1435	0.0066	31	35
9	14	Sato, Takuma	D/H/H/F	00:39.1632	229.808	0.1511	0.0076	32	38
10	2	Montoya, Juan Pablo	D/C/C/F	00:39.1791	229.714	0.1670	0.0159	24	32
11	41	Hawksworth, Jack	D/H/H/F	00:39.2165	229.495	0.2044	0.0374	46	52
12	24	Bell, Townsend	D/C/C/F	00:39.2360	229.381	0.2239	0.0195	21	38
13	6	Hildebrand, JR	D/C/C/F	00:39.2408	229.353	0.2287	0.0048	36	41
14	26	Munoz, Carlos	D/H/H/F	00:39.2831	229.106	0.2710	0.0423	24	26
15	83	Kimball, Charlie	D/C/C/F	00:39.2972	229.024	0.2851	0.0141	16	29
16	28	Hunter-Reay, Ryan	D/H/H/F	00:39.2974	229.023	0.2853	0.0002	19	33
17	5	Hinchcliffe, James	D/H/H/F	00:39.2977	229.021	0.2856	0.0003	34	38
18	4	Coletti, Stefano (R)	D/C/C/F	00:39.2982	229.018	0.2861	0.0005	33	33
19	15	Rahal, Graham	D/H/H/F	00:39.3053	228.977	0.2932	0.0071	2	16
20	20	Carpenter, Ed	D/C/C/F	00:39.3211	228.885	0.3090	0.0158	23	26
21	32	Servia, Oriol	D/H/H/F	00:39.3223	228.878	0.3102	0.0012	9	15
22	25	Wilson, Justin	D/H/H/F	00:39.3490	228.722	0.3369	0.0267	14	44
23	17	Saavedra, Sebastian	D/C/C/F	00:39.3544	228.691	0.3423	0.0054	10	22
24	29	de Silvestro, Simona	D/H/H/F	00:39.3632	228.640	0.3511	0.0088	32	39
25	48	Tagliani, Alex	D/H/H/F	00:39.3665	228.621	0.3544	0.0033	14	19
26	18	Huertas, Carlos	D/H/H/F	00:39.3778	228.555	0.3657	0.0113	6	11
27	43	Daly, Conor	D/H/H/F	00:39.4208	228.306	0.4087	0.0430	14	34
28	21	Newgarden, Josef	D/C/C/F	00:39.4988	227.855	0.4867	0.0780	49	52
29	7	Jakes, James	D/H/H/F	00:39.5452	227.588	0.5331	0.0464	11	13
30	11	Bourdais, Sebastien	D/C/C/F	00:39.5736	227.424	0.5615	0.0284	26	30
31	88	Clauson, Bryan	D/C/C/F	00:39.6635	226.909	0.6514	0.0899	79	81
32	19	Vautier, Tristan	D/H/H/F	00:39.6721	226.860	0.6600	0.0086	10	10
33	63	Mann, Pippa	D/H/H/F	00:39.9189	225.457	0.9068	0.2468	4	6
34	91	Lazier, Buddy	D/C/C/F	00:41.6468	216.103	2.6347	1.7279	8	8

(R) Rookie

**Total Laps: 1055**

(C)hassis: D=Dallara | (A)erokit: C=Chevy, H=Honda | (E)ngine: C=Chevy, H=Honda | (T)ire: F=Firestone

**Event:** 2015 Indianapolis 500  
**Track:** Indianapolis Motor Speedway  
**Report:** Combined Results of Practice  
**As of:** Practice 5

**Round 6**  
**2.5 mile(s)**

**Verizon IndyCar Series**  
**May 15, 2015**



<u>Rank</u>	<u>Car</u>	<u>Driver Name</u>	<u>C/A/E/T</u>	<u>Session</u>	<u>Time</u>	<u>Speed</u>	<u>Total Laps</u>
1	22	Pagenaud, Simon	D/C/C/F	Practice 5	00:39.0121	230.698	283
2	9	Dixon, Scott	D/C/C/F	Practice 5	00:39.0193	230.655	205
3	10	Kanaan, Tony	D/C/C/F	Practice 5	00:39.0529	230.457	209
4	27	Andretti, Marco	D/H/H/F	Practice 5	00:39.0774	230.312	345
5	1	Power, Will	D/C/C/F	Practice 5	00:39.0954	230.206	224
6	8	Karam, Sage	D/C/C/F	Practice 5	00:39.1022	230.166	287
7	26	Munoz, Carlos	D/H/H/F	Practice 3	00:39.1098	230.121	338
8	98	Chaves, Gabby (R)	D/H/H/F	Practice 5	00:39.1490	229.891	272
9	3	Castroneves, Helio	D/C/C/F	Practice 5	00:39.1556	229.852	120
10	14	Sato, Takuma	D/H/H/F	Practice 5	00:39.1632	229.808	275
11	2	Montoya, Juan Pablo	D/C/C/F	Practice 5	00:39.1791	229.714	173
12	41	Hawksworth, Jack	D/H/H/F	Practice 5	00:39.2165	229.495	230
13	24	Bell, Townsend	D/C/C/F	Practice 5	00:39.2360	229.381	243
14	6	Hildebrand, JR	D/C/C/F	Practice 5	00:39.2408	229.353	255
15	83	Kimball, Charlie	D/C/C/F	Practice 5	00:39.2972	229.024	243
16	28	Hunter-Reay, Ryan	D/H/H/F	Practice 5	00:39.2974	229.023	345
17	5	Hinchcliffe, James	D/H/H/F	Practice 5	00:39.2977	229.021	257
18	4	Coletti, Stefano (R)	D/C/C/F	Practice 5	00:39.2982	229.018	252
19	15	Rahal, Graham	D/H/H/F	Practice 5	00:39.3053	228.977	297
20	20	Carpenter, Ed	D/C/C/F	Practice 5	00:39.3211	228.885	279
21	32	Servia, Oriol	D/H/H/F	Practice 5	00:39.3223	228.878	307
22	25	Wilson, Justin	D/H/H/F	Practice 5	00:39.3490	228.722	339
23	17	Saavedra, Sebastian	D/C/C/F	Practice 5	00:39.3544	228.691	165
24	29	de Silvestro, Simona	D/H/H/F	Practice 5	00:39.3632	228.640	187
25	48	Tagliani, Alex	D/H/H/F	Practice 5	00:39.3665	228.621	102
26	18	Huertas, Carlos	D/H/H/F	Practice 5	00:39.3778	228.555	203
27	43	Daly, Conor	D/H/H/F	Practice 5	00:39.4208	228.306	196
28	19	Davison, James	D/H/H/F	Practice 3	00:39.4663	228.043	101
29	21	Newgarden, Josef	D/C/C/F	Practice 5	00:39.4988	227.855	339
30	7	Jakes, James	D/H/H/F	Practice 5	00:39.5452	227.588	256
31	11	Bourdais, Sebastien	D/C/C/F	Practice 5	00:39.5736	227.424	263
32	88	Clauson, Bryan	D/C/C/F	Practice 5	00:39.6635	226.909	350
33	19	Vautier, Tristan	D/H/H/F	Practice 5	00:39.6721	226.860	103
34	63	Mann, Pippa	D/H/H/F	Practice 3	00:39.7701	226.301	138
35	3T	Castroneves, Helio	D/C/C/F	Practice 4	00:39.8083	226.084	31
36	43	Hinchcliffe, James	D/H/H/F	Practice 4	00:40.1997	223.882	9
37	26	Andretti, Marco	D/H/H/F	Practice 2	00:40.3806	222.879	4
38	88	Bourdais, Sebastien	D/C/C/F	Practice 3	00:40.7967	220.606	5
39	91	Lazier, Buddy	D/C/C/F	Practice 5	00:41.6468	216.103	18

(R) Rookie

**Total Laps for Combined Sessions: 8248**

(C)hassis: D=Dallara | (A)erokit: C=Chevy, H=Honda | (E)ngine: C=Chevy, H=Honda | (T)ire: F=Firestone

**Event:** 2015 Indianapolis 500  
**Track:** Indianapolis Motor Speedway  
**Report:** Results of Session  
**Session:** Practice 6

**Round 6**  
**2.5 mile(s)**

**Verizon IndyCar Series**  
**May 16, 2015**



Rank	Car	Driver Name	C/A/E/T	Time	Speed	Diff	Gap	Best Lap	Total Laps
1	3	Castroneves, Helio	D/C/C/F	00:38.5482	233.474	--.----	--.----	5	12
2	6	Hildebrand, JR	D/C/C/F	00:38.6291	232.985	0.0809	0.0809	4	7
3	22	Pagenaud, Simon	D/C/C/F	00:38.8068	231.918	0.2586	0.1777	4	5
4	1	Power, Will	D/C/C/F	00:38.8086	231.907	0.2604	0.0018	10	13
5	2	Montoya, Juan Pablo	D/C/C/F	00:38.8382	231.731	0.2900	0.0296	3	7
6	5	Hinchcliffe, James	D/H/H/F	00:38.8519	231.649	0.3037	0.0137	6	7
7	9	Dixon, Scott	D/C/C/F	00:38.8534	231.640	0.3052	0.0015	2	3
8	98	Chaves, Gabby (R)	D/H/H/F	00:38.9030	231.345	0.3548	0.0496	3	15
9	83	Kimball, Charlie	D/C/C/F	00:38.9462	231.088	0.3980	0.0432	3	6
10	26	Munoz, Carlos	D/H/H/F	00:38.9490	231.071	0.4008	0.0028	4	7
11	14	Sato, Takuma	D/H/H/F	00:38.9680	230.959	0.4198	0.0190	3	6
12	10	Kanaan, Tony	D/C/C/F	00:39.0178	230.664	0.4696	0.0498	10	13
13	27	Andretti, Marco	D/H/H/F	00:39.0334	230.572	0.4852	0.0156	6	10
14	15	Rahal, Graham	D/H/H/F	00:39.0390	230.539	0.4908	0.0056	3	19
15	24	Bell, Townsend	D/C/C/F	00:39.0496	230.476	0.5014	0.0106	11	12
16	28	Hunter-Reay, Ryan	D/H/H/F	00:39.0605	230.412	0.5123	0.0109	14	16
17	25	Wilson, Justin	D/H/H/F	00:39.0714	230.348	0.5232	0.0109	7	8
18	20	Carpenter, Ed	D/C/C/F	00:39.0820	230.285	0.5338	0.0106	3	6
19	8	Karam, Sage	D/C/C/F	00:39.1222	230.048	0.5740	0.0402	10	10
20	17	Saavedra, Sebastian	D/C/C/F	00:39.1423	229.930	0.5941	0.0201	10	11
21	21	Newgarden, Josef	D/C/C/F	00:39.1428	229.927	0.5946	0.0005	8	8
22	32	Servia, Oriol	D/H/H/F	00:39.1796	229.711	0.6314	0.0368	3	4
23	41	Hawksworth, Jack	D/H/H/F	00:39.1847	229.681	0.6365	0.0051	3	5
24	4	Coletti, Stefano (R)	D/C/C/F	00:39.1859	229.674	0.6377	0.0012	3	12
25	7	Jakes, James	D/H/H/F	00:39.2018	229.581	0.6536	0.0159	8	11
26	48	Tagliani, Alex	D/H/H/F	00:39.2112	229.526	0.6630	0.0094	4	4
27	43	Daly, Conor	D/H/H/F	00:39.2551	229.270	0.7069	0.0439	16	17
28	11	Bourdais, Sebastien	D/C/C/F	00:39.2627	229.225	0.7145	0.0076	3	6
29	63	Mann, Pippa	D/H/H/F	00:39.3129	228.932	0.7647	0.0502	4	13
30	29	de Silvestro, Simona	D/H/H/F	00:39.3354	228.802	0.7872	0.0225	7	9
31	88	Clauson, Bryan	D/C/C/F	00:39.5229	227.716	0.9747	0.1875	7	9
32	91	Lazier, Buddy	D/C/C/F	00:39.8424	225.890	1.2942	0.3195	4	10

(R) Rookie

**Total Laps: 301**

(C)hassis: D=Dallara | (A)erokit: C=Chevy, H=Honda | (E)ngine: C=Chevy, H=Honda | (T)ire: F=Firestone

**Event:** 2015 Indianapolis 500  
**Track:** Indianapolis Motor Speedway  
**Report:** Combined Results of Practice  
**As of:** Practice 6

**Round 6**  
**2.5 mile(s)**

**Verizon IndyCar Series**  
**May 16, 2015**



<u>Rank</u>	<u>Car</u>	<u>Driver Name</u>	<u>C/A/E/T</u>	<u>Session</u>	<u>Time</u>	<u>Speed</u>	<u>Total Laps</u>
1	3	Castroneves, Helio	D/C/C/F	Practice 6	00:38.5482	233.474	132
2	6	Hildebrand, JR	D/C/C/F	Practice 6	00:38.6291	232.985	262
3	22	Pagenaud, Simon	D/C/C/F	Practice 6	00:38.8068	231.918	288
4	1	Power, Will	D/C/C/F	Practice 6	00:38.8086	231.907	237
5	2	Montoya, Juan Pablo	D/C/C/F	Practice 6	00:38.8382	231.731	180
6	5	Hinchcliffe, James	D/H/H/F	Practice 6	00:38.8519	231.649	264
7	9	Dixon, Scott	D/C/C/F	Practice 6	00:38.8534	231.640	208
8	98	Chaves, Gabby (R)	D/H/H/F	Practice 6	00:38.9030	231.345	287
9	83	Kimball, Charlie	D/C/C/F	Practice 6	00:38.9462	231.088	249
10	26	Munoz, Carlos	D/H/H/F	Practice 6	00:38.9490	231.071	345
11	14	Sato, Takuma	D/H/H/F	Practice 6	00:38.9680	230.959	281
12	10	Kanaan, Tony	D/C/C/F	Practice 6	00:39.0178	230.664	222
13	27	Andretti, Marco	D/H/H/F	Practice 6	00:39.0334	230.572	355
14	15	Rahal, Graham	D/H/H/F	Practice 6	00:39.0390	230.539	316
15	24	Bell, Townsend	D/C/C/F	Practice 6	00:39.0496	230.476	255
16	28	Hunter-Reay, Ryan	D/H/H/F	Practice 6	00:39.0605	230.412	361
17	25	Wilson, Justin	D/H/H/F	Practice 6	00:39.0714	230.348	347
18	20	Carpenter, Ed	D/C/C/F	Practice 6	00:39.0820	230.285	285
19	8	Karam, Sage	D/C/C/F	Practice 5	00:39.1022	230.166	297
20	17	Saavedra, Sebastian	D/C/C/F	Practice 6	00:39.1423	229.930	176
21	21	Newgarden, Josef	D/C/C/F	Practice 6	00:39.1428	229.927	347
22	32	Servia, Oriol	D/H/H/F	Practice 6	00:39.1796	229.711	311
23	41	Hawksworth, Jack	D/H/H/F	Practice 6	00:39.1847	229.681	235
24	4	Coletti, Stefano (R)	D/C/C/F	Practice 6	00:39.1859	229.674	264
25	7	Jakes, James	D/H/H/F	Practice 6	00:39.2018	229.581	267
26	48	Tagliani, Alex	D/H/H/F	Practice 6	00:39.2112	229.526	106
27	43	Daly, Conor	D/H/H/F	Practice 6	00:39.2551	229.270	213
28	11	Bourdais, Sebastien	D/C/C/F	Practice 6	00:39.2627	229.225	269
29	63	Mann, Pippa	D/H/H/F	Practice 6	00:39.3129	228.932	151
30	29	de Silvestro, Simona	D/H/H/F	Practice 6	00:39.3354	228.802	196
31	18	Huertas, Carlos	D/H/H/F	Practice 5	00:39.3778	228.555	203
32	19	Davison, James	D/H/H/F	Practice 3	00:39.4663	228.043	101
33	88	Clauson, Bryan	D/C/C/F	Practice 6	00:39.5229	227.716	359
34	19	Vautier, Tristan	D/H/H/F	Practice 5	00:39.6721	226.860	103
35	3T	Castroneves, Helio	D/C/C/F	Practice 4	00:39.8083	226.084	31
36	91	Lazier, Buddy	D/C/C/F	Practice 6	00:39.8424	225.890	28
37	43	Hinchcliffe, James	D/H/H/F	Practice 4	00:40.1997	223.882	9
38	26	Andretti, Marco	D/H/H/F	Practice 2	00:40.3806	222.879	4
39	88	Bourdais, Sebastien	D/C/C/F	Practice 3	00:40.7967	220.606	5

(R) Rookie

**Total Laps for Combined Sessions: 8549**

(C)hassis: D=Dallara | (A)erokit: C=Chevy, H=Honda | (E)ngine: C=Chevy, H=Honda | (T)ire: F=Firestone

**Event:** 2015 Indianapolis 500  
**Track:** Indianapolis Motor Speedway  
**Report:** Results of Session  
**Session:** Practice 7

**Round 6**  
**2.5 mile(s)**

**Verizon IndyCar Series**  
**May 17, 2015**



Rank	Car	Driver Name	C/A/E/T	Time	Speed	Diff	Gap	Best Lap	Total Laps
1	9	Dixon, Scott	D/C/C/F	00:38.6264	233.001	--.----	--.----	4	7
2	1	Power, Will	D/C/C/F	00:38.7733	232.118	0.1469	0.1469	4	13
3	20	Carpenter, Ed	D/C/C/F	00:38.8255	231.806	0.1991	0.0522	10	11
4	28	Hunter-Reay, Ryan	D/H/H/F	00:38.8478	231.673	0.2214	0.0223	9	11
5	14	Sato, Takuma	D/H/H/F	00:38.8766	231.502	0.2502	0.0288	6	8
6	6	Hildebrand, JR	D/C/C/F	00:38.9097	231.305	0.2833	0.0331	3	7
7	10	Kanaan, Tony	D/C/C/F	00:38.9596	231.009	0.3332	0.0499	4	6
8	43	Daly, Conor	D/H/H/F	00:38.9684	230.956	0.3420	0.0088	3	6
9	15	Rahal, Graham	D/H/H/F	00:39.0223	230.637	0.3959	0.0539	5	8
10	32	Servia, Oriol	D/H/H/F	00:39.0626	230.399	0.4362	0.0403	4	6
11	29	de Silvestro, Simona	D/H/H/F	00:39.1341	229.978	0.5077	0.0715	3	6
12	18	Huertas, Carlos	D/H/H/F	00:39.1447	229.916	0.5183	0.0106	3	6
13	4	Coletti, Stefano (R)	D/C/C/F	00:39.2231	229.457	0.5967	0.0784	4	8
14	17	Saavedra, Sebastian	D/C/C/F	00:39.2597	229.243	0.6333	0.0366	5	8
15	88	Clauson, Bryan	D/C/C/F	00:39.3749	228.572	0.7485	0.1152	4	6
16	63	Mann, Pippa	D/H/H/F	00:39.4296	228.255	0.8032	0.0547	10	11

(R) Rookie

**Total Laps: 128**

(C)hassis: D=Dallara | (A)erokit: C=Chevy, H=Honda | (E)ngine: C=Chevy, H=Honda | (T)ire: F=Firestone

**Event:** 2015 Indianapolis 500  
**Track:** Indianapolis Motor Speedway  
**Report:** Combined Results of Practice  
**As of:** Practice 7

**Round 6**  
**2.5 mile(s)**

**Verizon IndyCar Series**  
**May 17, 2015**



<u>Rank</u>	<u>Car</u>	<u>Driver Name</u>	<u>C/A/E/T</u>	<u>Session</u>	<u>Time</u>	<u>Speed</u>	<u>Total Laps</u>
1	3	Castroneves, Helio	D/C/C/F	Practice 6	00:38.5482	233.474	132
2	9	Dixon, Scott	D/C/C/F	Practice 7	00:38.6264	233.001	215
3	6	Hildebrand, JR	D/C/C/F	Practice 6	00:38.6291	232.985	269
4	1	Power, Will	D/C/C/F	Practice 7	00:38.7733	232.118	250
5	22	Pagenaud, Simon	D/C/C/F	Practice 6	00:38.8068	231.918	288
6	20	Carpenter, Ed	D/C/C/F	Practice 7	00:38.8255	231.806	296
7	2	Montoya, Juan Pablo	D/C/C/F	Practice 6	00:38.8382	231.731	180
8	28	Hunter-Reay, Ryan	D/H/H/F	Practice 7	00:38.8478	231.673	372
9	5	Hinchcliffe, James	D/H/H/F	Practice 6	00:38.8519	231.649	264
10	14	Sato, Takuma	D/H/H/F	Practice 7	00:38.8766	231.502	289
11	98	Chaves, Gabby (R)	D/H/H/F	Practice 6	00:38.9030	231.345	287
12	83	Kimball, Charlie	D/C/C/F	Practice 6	00:38.9462	231.088	249
13	26	Munoz, Carlos	D/H/H/F	Practice 6	00:38.9490	231.071	345
14	10	Kanaan, Tony	D/C/C/F	Practice 7	00:38.9596	231.009	228
15	43	Daly, Conor	D/H/H/F	Practice 7	00:38.9684	230.956	219
16	15	Rahal, Graham	D/H/H/F	Practice 7	00:39.0223	230.637	324
17	27	Andretti, Marco	D/H/H/F	Practice 6	00:39.0334	230.572	355
18	24	Bell, Townsend	D/C/C/F	Practice 6	00:39.0496	230.476	255
19	32	Servia, Oriol	D/H/H/F	Practice 7	00:39.0626	230.399	317
20	25	Wilson, Justin	D/H/H/F	Practice 6	00:39.0714	230.348	347
21	8	Karam, Sage	D/C/C/F	Practice 5	00:39.1022	230.166	297
22	29	de Silvestro, Simona	D/H/H/F	Practice 7	00:39.1341	229.978	202
23	17	Saavedra, Sebastian	D/C/C/F	Practice 6	00:39.1423	229.930	184
24	21	Newgarden, Josef	D/C/C/F	Practice 6	00:39.1428	229.927	347
25	18	Huertas, Carlos	D/H/H/F	Practice 7	00:39.1447	229.916	209
26	41	Hawksworth, Jack	D/H/H/F	Practice 6	00:39.1847	229.681	235
27	4	Coletti, Stefano (R)	D/C/C/F	Practice 6	00:39.1859	229.674	272
28	7	Jakes, James	D/H/H/F	Practice 6	00:39.2018	229.581	267
29	48	Tagliani, Alex	D/H/H/F	Practice 6	00:39.2112	229.526	106
30	11	Bourdais, Sebastien	D/C/C/F	Practice 6	00:39.2627	229.225	269
31	63	Mann, Pippa	D/H/H/F	Practice 6	00:39.3129	228.932	162
32	88	Clauson, Bryan	D/C/C/F	Practice 7	00:39.3749	228.572	365
33	19	Davison, James	D/H/H/F	Practice 3	00:39.4663	228.043	101
34	19	Vautier, Tristan	D/H/H/F	Practice 5	00:39.6721	226.860	103
35	3T	Castroneves, Helio	D/C/C/F	Practice 4	00:39.8083	226.084	31
36	91	Lazier, Buddy	D/C/C/F	Practice 6	00:39.8424	225.890	28
37	43	Hinchcliffe, James	D/H/H/F	Practice 4	00:40.1997	223.882	9
38	26	Andretti, Marco	D/H/H/F	Practice 2	00:40.3806	222.879	4
39	88	Bourdais, Sebastien	D/C/C/F	Practice 3	00:40.7967	220.606	5

(R) Rookie

**Total Laps for Combined Sessions: 8677**

(C)hassis: D=Dallara | (A)erokit: C=Chevy, H=Honda | (E)ngine: C=Chevy, H=Honda | (T)ire: F=Firestone

**Event:** 2015 Indianapolis 500  
**Track:** Indianapolis Motor Speedway  
**Report:** Results of Session  
**Session:** Practice 8

**Round 6**  
**2.5 mile(s)**

**Verizon IndyCar Series**  
**May 17, 2015**



Rank	Car	Driver Name	C/A/E/T	Time	Speed	Diff	Gap	Best Lap	Total Laps
1	1	Power, Will	D/C/C/F	00:39.5818	227.377	--.----	--.----	5	19
2	41	Hawksworth, Jack	D/H/H/F	00:39.5924	227.316	0.0106	0.0106	3	9
3	22	Pagenaud, Simon	D/C/C/F	00:39.6716	226.863	0.0898	0.0792	11	13
4	7	Jakes, James	D/H/H/F	00:39.6853	226.784	0.1035	0.0137	4	13
5	3	Castroneves, Helio	D/C/C/F	00:39.6932	226.739	0.1114	0.0079	9	16
6	25	Wilson, Justin	D/H/H/F	00:39.7119	226.632	0.1301	0.0187	8	17
7	6	Hildebrand, JR	D/C/C/F	00:39.7146	226.617	0.1328	0.0027	5	13
8	29	de Silvestro, Simona	D/H/H/F	00:39.7168	226.604	0.1350	0.0022	10	12
9	43	Daly, Conor	D/H/H/F	00:39.7316	226.520	0.1498	0.0148	4	11
10	9	Dixon, Scott	D/C/C/F	00:39.7727	226.286	0.1909	0.0411	12	18
11	27	Andretti, Marco	D/H/H/F	00:39.7880	226.199	0.2062	0.0153	9	20
12	5	Hinchcliffe, James	D/H/H/F	00:39.7900	226.187	0.2082	0.0020	17	17
13	83	Kimball, Charlie	D/C/C/F	00:39.7946	226.161	0.2128	0.0046	5	17
14	2	Montoya, Juan Pablo	D/C/C/F	00:39.8400	225.904	0.2582	0.0454	3	15
15	10	Kanaan, Tony	D/C/C/F	00:39.8521	225.835	0.2703	0.0121	13	20
16	98	Chaves, Gabby (R)	D/H/H/F	00:39.8526	225.832	0.2708	0.0005	4	15
17	63	Mann, Pippa	D/H/H/F	00:39.8529	225.830	0.2711	0.0003	5	6
18	32	Servia, Oriol	D/H/H/F	00:39.8636	225.770	0.2818	0.0107	6	6
19	24	Bell, Townsend	D/C/C/F	00:39.8647	225.764	0.2829	0.0011	5	14
20	8	Karam, Sage	D/C/C/F	00:39.8671	225.750	0.2853	0.0024	11	16
21	28	Hunter-Reay, Ryan	D/H/H/F	00:39.8927	225.605	0.3109	0.0256	8	19
22	14	Sato, Takuma	D/H/H/F	00:39.9239	225.429	0.3421	0.0312	19	21
23	11	Bourdais, Sebastien	D/C/C/F	00:39.9260	225.417	0.3442	0.0021	5	20
24	26	Munoz, Carlos	D/H/H/F	00:39.9797	225.114	0.3979	0.0537	10	20
25	18	Huertas, Carlos	D/H/H/F	00:39.9797	225.114	0.3979	0.0000	5	13
26	48	Tagliani, Alex	D/H/H/F	00:40.0012	224.993	0.4194	0.0215	5	11
27	19	Vautier, Tristan	D/H/H/F	00:40.0044	224.975	0.4226	0.0032	13	14
28	15	Rahal, Graham	D/H/H/F	00:40.0752	224.578	0.4934	0.0708	3	19
29	21	Newgarden, Josef	D/C/C/F	00:40.0972	224.455	0.5154	0.0220	4	14
30	17	Saavedra, Sebastian	D/C/C/F	00:40.1094	224.386	0.5276	0.0122	5	18
31	88	Clauson, Bryan	D/C/C/F	00:40.1531	224.142	0.5713	0.0437	4	7
32	20T	Carpenter, Ed	D/C/C/F	00:40.1820	223.981	0.6002	0.0289	11	12
33	4	Coletti, Stefano (R)	D/C/C/F	00:40.2491	223.607	0.6673	0.0671	3	16
34	91	Lazier, Buddy	D/C/C/F	00:41.2092	218.398	1.6274	0.9601	4	11

(R) Rookie

**Total Laps: 502**

(C)hassis: D=Dallara | (A)erokit: C=Chevy, H=Honda | (E)ngine: C=Chevy, H=Honda | (T)ire: F=Firestone

**Event:** 2015 Indianapolis 500  
**Track:** Indianapolis Motor Speedway  
**Report:** Combined Results of Practice  
**As of:** Practice 8

**Round 6**  
**2.5 mile(s)**

**Verizon IndyCar Series**  
**May 17, 2015**



<u>Rank</u>	<u>Car</u>	<u>Driver Name</u>	<u>C/A/E/T</u>	<u>Session</u>	<u>Time</u>	<u>Speed</u>	<u>Total Laps</u>
1	3	Castroneves, Helio	D/C/C/F	Practice 6	00:38.5482	233.474	148
2	9	Dixon, Scott	D/C/C/F	Practice 7	00:38.6264	233.001	233
3	6	Hildebrand, JR	D/C/C/F	Practice 6	00:38.6291	232.985	282
4	1	Power, Will	D/C/C/F	Practice 7	00:38.7733	232.118	269
5	22	Pagenaud, Simon	D/C/C/F	Practice 6	00:38.8068	231.918	301
6	20	Carpenter, Ed	D/C/C/F	Practice 7	00:38.8255	231.806	296
7	2	Montoya, Juan Pablo	D/C/C/F	Practice 6	00:38.8382	231.731	195
8	28	Hunter-Reay, Ryan	D/H/H/F	Practice 7	00:38.8478	231.673	391
9	5	Hinchcliffe, James	D/H/H/F	Practice 6	00:38.8519	231.649	281
10	14	Sato, Takuma	D/H/H/F	Practice 7	00:38.8766	231.502	310
11	98	Chaves, Gabby (R)	D/H/H/F	Practice 6	00:38.9030	231.345	302
12	83	Kimball, Charlie	D/C/C/F	Practice 6	00:38.9462	231.088	266
13	26	Munoz, Carlos	D/H/H/F	Practice 6	00:38.9490	231.071	365
14	10	Kanaan, Tony	D/C/C/F	Practice 7	00:38.9596	231.009	248
15	43	Daly, Conor	D/H/H/F	Practice 7	00:38.9684	230.956	230
16	15	Rahal, Graham	D/H/H/F	Practice 7	00:39.0223	230.637	343
17	27	Andretti, Marco	D/H/H/F	Practice 6	00:39.0334	230.572	375
18	24	Bell, Townsend	D/C/C/F	Practice 6	00:39.0496	230.476	269
19	32	Servia, Oriol	D/H/H/F	Practice 7	00:39.0626	230.399	317
20	25	Wilson, Justin	D/H/H/F	Practice 6	00:39.0714	230.348	364
21	8	Karam, Sage	D/C/C/F	Practice 5	00:39.1022	230.166	313
22	29	de Silvestro, Simona	D/H/H/F	Practice 7	00:39.1341	229.978	214
23	17	Saavedra, Sebastian	D/C/C/F	Practice 6	00:39.1423	229.930	202
24	21	Newgarden, Josef	D/C/C/F	Practice 6	00:39.1428	229.927	361
25	18	Huertas, Carlos	D/H/H/F	Practice 7	00:39.1447	229.916	222
26	41	Hawksworth, Jack	D/H/H/F	Practice 6	00:39.1847	229.681	244
27	4	Coletti, Stefano (R)	D/C/C/F	Practice 6	00:39.1859	229.674	288
28	7	Jakes, James	D/H/H/F	Practice 6	00:39.2018	229.581	280
29	48	Tagliani, Alex	D/H/H/F	Practice 6	00:39.2112	229.526	117
30	11	Bourdais, Sebastien	D/C/C/F	Practice 6	00:39.2627	229.225	289
31	63	Mann, Pippa	D/H/H/F	Practice 6	00:39.3129	228.932	168
32	88	Clauson, Bryan	D/C/C/F	Practice 7	00:39.3749	228.572	372
33	19	Davison, James	D/H/H/F	Practice 3	00:39.4663	228.043	101
34	19	Vautier, Tristan	D/H/H/F	Practice 5	00:39.6721	226.860	117
35	3T	Castroneves, Helio	D/C/C/F	Practice 4	00:39.8083	226.084	31
36	91	Lazier, Buddy	D/C/C/F	Practice 6	00:39.8424	225.890	39
37	32	Servia, Oriol	D/C/C/F	Practice 8	00:39.8636	225.770	6
38	20T	Carpenter, Ed	D/C/C/F	Practice 8	00:40.1820	223.981	12
39	43	Hinchcliffe, James	D/H/H/F	Practice 4	00:40.1997	223.882	9
40	26	Andretti, Marco	D/H/H/F	Practice 2	00:40.3806	222.879	4
41	88	Bourdais, Sebastien	D/C/C/F	Practice 3	00:40.7967	220.606	5

(R) Rookie

**Total Laps for Combined Sessions: 9179**

(C)hassis: D=Dallara | (A)erokit: C=Chevy, H=Honda | (E)ngine: C=Chevy, H=Honda | (T)ire: F=Firestone

**Event: 2015 Indianapolis 500**  
**Track: Indianapolis Motor Speedway**

**Round 6**  
**2.5 mile(s)**



**Report: Unofficial Qualification Results**  
**Session: Qualifications - Pole Day**

**Verizon IndyCar Series**  
**May 17, 2015**

Rank	Car	Driver Name	C/A/E/T	Lap 1	Lap 2	Lap 3	Lap 4	Total Time	Speed	Qualified On	Status
1	9	Dixon, Scott	D/C/C/F	39.6404	39.6827	39.7155	39.7193	02:38.7579	226.760	Pole Day	
2	1	Power, Will	D/C/C/F	39.8043	39.7283	39.7420	39.7712	02:39.0458	226.350	Pole Day	
3	22	Pagenaud, Simon	D/C/C/F	39.7809	39.7903	39.7730	39.8458	02:39.1900	226.145	Pole Day	
4	10	Kanaan, Tony	D/C/C/F	39.7516	39.8843	39.9947	40.0122	02:39.6428	225.503	Pole Day	
5	3	Castroneves, Helio	D/C/C/F	39.8950	39.9374	39.8950	39.9165	02:39.6439	225.502	Pole Day	
6	25	Wilson, Justin	D/H/H/F	39.8854	39.8986	39.9670	40.0512	02:39.8022	225.279	Pole Day	
7	11	Bourdais, Sebastien	D/C/C/F	39.9008	39.9385	40.0250	39.9983	02:39.8626	225.193	Pole Day	
8	27	Andretti, Marco	D/H/H/F	39.9824	39.9855	39.9525	39.9455	02:39.8659	225.189	Pole Day	
9	21	Newgarden, Josef	D/C/C/F	39.9934	39.9159	40.0103	39.9474	02:39.8670	225.187	Pole Day	
10	6	Hildebrand, JR	D/C/C/F	39.9393	39.9623	39.9786	40.0495	02:39.9297	225.099	Pole Day	
11	26	Munoz, Carlos	D/H/H/F	39.9349	39.9559	39.9925	40.0870	02:39.9703	225.042	Pole Day	
12	20T	Carpenter, Ed	D/C/C/F	39.9866	40.0289	40.0299	40.0376	02:40.0830	224.883	Pole Day	
13	32	Servia, Oriol	D/H/H/F	40.0927	40.0263	39.9909	40.0486	02:40.1585	224.777	Pole Day	
14	83	Kimball, Charlie	D/C/C/F	39.9777	40.0505	40.0688	40.0858	02:40.1828	224.743	Pole Day	
15	2	Montoya, Juan Pablo	D/C/C/F	40.0578	40.0601	40.0482	40.0785	02:40.2446	224.657	Pole Day	
16	28	Hunter-Reay, Ryan	D/H/H/F	40.0482	40.0487	40.0773	40.1299	02:40.3041	224.573	Pole Day	
17	15	Rahal, Graham	D/H/H/F	40.0592	40.0649	40.1511	40.2312	02:40.5064	224.290	Pole Day	
18	18	Huertas, Carlos	D/H/H/F	40.1126	40.0949	40.1492	40.1906	02:40.5473	224.233	Pole Day	
19	29	de Silvestro, Simona	D/H/H/F	40.1634	40.2396	40.2545	40.1729	02:40.8304	223.838	Pole Day	
20	7	Jakes, James	D/H/H/F	40.1611	40.2198	40.2301	40.2541	02:40.8651	223.790	Pole Day	
21	19	Vautier, Tristan	D/H/H/F	40.1875	40.2078	40.2557	40.2450	02:40.8960	223.747	Pole Day	
22	48	Tagliani, Alex	D/H/H/F	40.1711	40.2437	40.2305	40.2687	02:40.9140	223.722	Pole Day	
23	8	Karam, Sage	D/C/C/F	40.1167	40.2178	40.3275	40.3431	02:41.0051	223.595	Pole Day	
24	5	Hinchcliffe, James	D/H/H/F	40.3604	40.2587	40.2520	40.1891	02:41.0602	223.519	Pole Day	
25	43	Daly, Conor	D/H/H/F	40.1585	40.2602	40.3303	40.3375	02:41.0865	223.482	Pole Day	
26	24	Bell, Townsend	D/C/C/F	40.2615	40.2853	40.2912	40.2739	02:41.1119	223.447	Pole Day	
27	14	Sato, Takuma	D/H/H/F	40.2741	40.2853	40.3497	40.3627	02:41.2718	223.226	Pole Day	
28	63	Mann, Pippa	D/H/H/F	40.3303	40.3822	40.3325	40.3150	02:41.3600	223.104	Pole Day	
29	98	Chaves, Gabby (R)	D/H/H/F	40.3135	40.5605	40.3385	40.2833	02:41.4958	222.916	Pole Day	
30	17	Saavedra, Sebastian	D/C/C/F	40.3255	40.3725	40.3888	40.4218	02:41.5086	222.898	Pole Day	
31	41	Hawksworth, Jack	D/H/H/F	40.2138	40.1940	40.2251	40.2693	02:40.9022	223.738	Pole Day	
32	4	Coletti, Stefano (R)	D/C/C/F	40.5643	40.5445	40.5465	40.5064	02:42.1617	222.001	Pole Day	
33	88	Clauson, Bryan	D/C/C/F	40.6884	40.6584	40.6516	40.6344	02:42.6328	221.358	Pole Day	
34	91	Lazier, Buddy	D/C/C/F	40.8364	40.8916	40.8701	40.9244	02:43.5225	220.153	Pole Day	Failed Attempt
35	91	Lazier, Buddy	D/C/C/F	40.9171	41.0007	41.0846	41.0529	02:44.0553	219.438	Pole Day	Failed Attempt
-	41	Hawksworth, Jack	D/H/H/F	40.4358	40.3779	40.3303	40.4453	02:41.5893	222.787	Day 1	Withdrawn
-	4	Coletti, Stefano	D/C/C/F	40.5386	40.5841	40.5968	40.5070	02:42.2265	221.912	Day 1	Withdrawn
-	88	Clauson, Bryan	D/C/C/F	40.9982	40.6671	40.8643	40.7184	02:43.2480	220.523	Day 1	Withdrawn

**Field Average: 224.290 mph**

Day 1 = May 17th : Pole Day = May 18th (Fast 9 / Group 1 Positions 10 -30 / Group 2 Positions 31-33)

(C)hassis: D=Dallara | (A)erokit: C=Chevy, H=Honda | (E)ngine: C=Chevy, H=Honda | (T)ire: F=Firestone

**Event:** 2015 Indianapolis 500  
**Track:** Indianapolis Motor Speedway

**Round 6**  
**2.5 mile(s)**

**Report:** Results of Session  
**Session:** Practice 9

**Verizon IndyCar Series**  
**May 18, 2015**



Rank	Car	Driver Name	C/A/E/T	Time	Speed	Diff	Gap	Best Lap	Total Laps
1	22	Pagenaud, Simon	D/C/C/F	00:39.9538	225.260	--.----	--.----	9	12
2	25	Wilson, Justin	D/H/H/F	00:39.9545	225.256	0.0007	0.0007	5	11
3	1	Power, Will	D/C/C/F	00:39.9651	225.196	0.0113	0.0106	23	27
4	48	Tagliani, Alex	D/H/H/F	00:40.1115	224.375	0.1577	0.1464	8	10
5	32	Servia, Oriol	D/H/H/F	00:40.1149	224.356	0.1611	0.0034	6	24
6	19	Davison, James	D/H/H/F	00:40.1249	224.300	0.1711	0.0100	8	10
7	24	Bell, Townsend	D/C/C/F	00:40.1299	224.272	0.1761	0.0050	14	20
8	27	Andretti, Marco	D/H/H/F	00:40.1568	224.121	0.2030	0.0269	6	16
9	5	Hinchcliffe, James	D/H/H/F	00:40.1937	223.916	0.2399	0.0369	19	22
10	2	Montoya, Juan Pablo	D/C/C/F	00:40.2292	223.718	0.2754	0.0355	9	19
11	21	Newgarden, Josef	D/C/C/F	00:40.2568	223.565	0.3030	0.0276	8	10
12	3	Castroneves, Helio	D/C/C/F	00:40.3051	223.297	0.3513	0.0483	22	24
13	26	Munoz, Carlos	D/H/H/F	00:40.3221	223.203	0.3683	0.0170	8	17
14	17	Saavedra, Sebastian	D/C/C/F	00:40.3570	223.010	0.4032	0.0349	18	19
15	43	Daly, Conor	D/H/H/F	00:40.3630	222.976	0.4092	0.0060	11	13
16	88	Clauson, Bryan	D/C/C/F	00:40.4002	222.771	0.4464	0.0372	31	34
17	28	Hunter-Reay, Ryan	D/H/H/F	00:40.4052	222.744	0.4514	0.0050	3	12
18	20	Carpenter, Ed	D/C/C/F	00:40.4376	222.565	0.4838	0.0324	4	6
19	14	Sato, Takuma	D/H/H/F	00:40.4558	222.465	0.5020	0.0182	16	17
20	6	Hildebrand, JR	D/C/C/F	00:40.4610	222.436	0.5072	0.0052	10	16
21	4	Coletti, Stefano (R)	D/C/C/F	00:40.5050	222.195	0.5512	0.0440	20	27
22	63	Mann, Pippa	D/H/H/F	00:40.5175	222.126	0.5637	0.0125	9	13
23	7	Jakes, James	D/H/H/F	00:40.5678	221.851	0.6140	0.0503	11	20
24	11	Bourdais, Sebastien	D/C/C/F	00:40.8252	220.452	0.8714	0.2574	5	6

(R) Rookie

**Total Laps: 405**

(C)hassis: D=Dallara | (A)erokit: C=Chevy, H=Honda | (E)ngine: C=Chevy, H=Honda | (T)ire: F=Firestone

**Event:** 2015 Indianapolis 500  
**Track:** Indianapolis Motor Speedway  
**Report:** Combined Results of Practice  
**As of:** Practice 9

**Round 6**  
**2.5 mile(s)**

**Verizon IndyCar Series**  
**May 18, 2015**



<u>Rank</u>	<u>Car</u>	<u>Driver Name</u>	<u>C/A/E/T</u>	<u>Session</u>	<u>Time</u>	<u>Speed</u>	<u>Total Laps</u>
1	3	Castroneves, Helio	D/C/C/F	Practice 6	00:38.5482	233.474	172
2	9	Dixon, Scott	D/C/C/F	Practice 7	00:38.6264	233.001	233
3	6	Hildebrand, JR	D/C/C/F	Practice 6	00:38.6291	232.985	298
4	1	Power, Will	D/C/C/F	Practice 7	00:38.7733	232.118	296
5	22	Pagenaud, Simon	D/C/C/F	Practice 6	00:38.8068	231.918	313
6	20	Carpenter, Ed	D/C/C/F	Practice 7	00:38.8255	231.806	302
7	2	Montoya, Juan Pablo	D/C/C/F	Practice 6	00:38.8382	231.731	214
8	28	Hunter-Reay, Ryan	D/H/H/F	Practice 7	00:38.8478	231.673	403
9	5	Hinchcliffe, James	D/H/H/F	Practice 6	00:38.8519	231.649	303
10	14	Sato, Takuma	D/H/H/F	Practice 7	00:38.8766	231.502	327
11	98	Chaves, Gabby (R)	D/H/H/F	Practice 6	00:38.9030	231.345	302
12	83	Kimball, Charlie	D/C/C/F	Practice 6	00:38.9462	231.088	266
13	26	Munoz, Carlos	D/H/H/F	Practice 6	00:38.9490	231.071	382
14	10	Kanaan, Tony	D/C/C/F	Practice 7	00:38.9596	231.009	248
15	43	Daly, Conor	D/H/H/F	Practice 7	00:38.9684	230.956	243
16	15	Rahal, Graham	D/H/H/F	Practice 7	00:39.0223	230.637	343
17	27	Andretti, Marco	D/H/H/F	Practice 6	00:39.0334	230.572	391
18	24	Bell, Townsend	D/C/C/F	Practice 6	00:39.0496	230.476	289
19	32	Servia, Oriol	D/H/H/F	Practice 7	00:39.0626	230.399	347
20	25	Wilson, Justin	D/H/H/F	Practice 6	00:39.0714	230.348	375
21	8	Karam, Sage	D/C/C/F	Practice 5	00:39.1022	230.166	313
22	29	de Silvestro, Simona	D/H/H/F	Practice 7	00:39.1341	229.978	214
23	17	Saavedra, Sebastian	D/C/C/F	Practice 6	00:39.1423	229.930	221
24	21	Newgarden, Josef	D/C/C/F	Practice 6	00:39.1428	229.927	371
25	18	Huertas, Carlos	D/H/H/F	Practice 7	00:39.1447	229.916	222
26	41	Hawksworth, Jack	D/H/H/F	Practice 6	00:39.1847	229.681	244
27	4	Coletti, Stefano (R)	D/C/C/F	Practice 6	00:39.1859	229.674	315
28	7	Jakes, James	D/H/H/F	Practice 6	00:39.2018	229.581	300
29	48	Tagliani, Alex	D/H/H/F	Practice 6	00:39.2112	229.526	127
30	11	Bourdais, Sebastien	D/C/C/F	Practice 6	00:39.2627	229.225	295
31	63	Mann, Pippa	D/H/H/F	Practice 6	00:39.3129	228.932	181
32	88	Clauson, Bryan	D/C/C/F	Practice 7	00:39.3749	228.572	406
33	19	Davison, James	D/H/H/F	Practice 3	00:39.4663	228.043	111
34	19	Vautier, Tristan	D/H/H/F	Practice 5	00:39.6721	226.860	117
35	3T	Castroneves, Helio	D/C/C/F	Practice 4	00:39.8083	226.084	31
36	91	Lazier, Buddy	D/C/C/F	Practice 6	00:39.8424	225.890	39
37	20T	Carpenter, Ed	D/C/C/F	Practice 8	00:40.1820	223.981	12
38	43	Hinchcliffe, James	D/H/H/F	Practice 4	00:40.1997	223.882	9
39	26	Andretti, Marco	D/H/H/F	Practice 2	00:40.3806	222.879	4
40	88	Bourdais, Sebastien	D/C/C/F	Practice 3	00:40.7967	220.606	5

(R) Rookie

**Total Laps for Combined Sessions: 9584**

(C)hassis: D=Dallara | (A)erokit: C=Chevy, H=Honda | (E)ngine: C=Chevy, H=Honda | (T)ire: F=Firestone

**Event:** 2015 Indianapolis 500  
**Track:** Indianapolis Motor Speedway  
**Report:** Results of Session  
**Session:** Practice 10

**Round 6**  
**2.5 mile(s)**

**Verizon IndyCar Series**  
**May 18, 2015**



Rank	Car	Driver Name	C/A/E/T	Time	Speed	Diff	Gap	Best Lap	Total Laps
1	8	Karam, Sage	D/C/C/F	00:39.5029	227.831	--.----	--.----	46	72
2	9	Dixon, Scott	D/C/C/F	00:39.7278	226.542	0.2249	0.2249	60	66
3	6	Hildebrand, JR	D/C/C/F	00:39.7688	226.308	0.2659	0.0410	41	49
4	19	Davison, James	D/H/H/F	00:39.8038	226.109	0.3009	0.0350	59	63
5	10	Kanaan, Tony	D/C/C/F	00:39.8285	225.969	0.3256	0.0247	60	64
6	22	Pagenaud, Simon	D/C/C/F	00:39.8593	225.794	0.3564	0.0308	39	74
7	1	Power, Will	D/C/C/F	00:39.9116	225.498	0.4087	0.0523	52	85
8	27	Andretti, Marco	D/H/H/F	00:39.9134	225.488	0.4105	0.0018	27	53
9	3	Castroneves, Helio	D/C/C/F	00:39.9518	225.271	0.4489	0.0384	19	87
10	41	Hawksworth, Jack	D/H/H/F	00:40.0028	224.984	0.4999	0.0510	29	30
11	11	Bourdais, Sebastien	D/C/C/F	00:40.0907	224.491	0.5878	0.0879	39	70
12	14	Sato, Takuma	D/H/H/F	00:40.0922	224.483	0.5893	0.0015	5	44
13	2	Montoya, Juan Pablo	D/C/C/F	00:40.2001	223.880	0.6972	0.1079	10	45
14	83	Kimball, Charlie	D/C/C/F	00:40.2238	223.748	0.7209	0.0237	62	62
15	17	Saavedra, Sebastian	D/C/C/F	00:40.2461	223.624	0.7432	0.0223	29	50
16	26	Munoz, Carlos	D/H/H/F	00:40.2612	223.540	0.7583	0.0151	45	59
17	20	Carpenter, Ed	D/C/C/F	00:40.2836	223.416	0.7807	0.0224	27	43
18	29	de Silvestro, Simona	D/H/H/F	00:40.2852	223.407	0.7823	0.0016	23	51
19	48	Tagliani, Alex	D/H/H/F	00:40.3755	222.907	0.8726	0.0903	18	70
20	21	Newgarden, Josef	D/C/C/F	00:40.4101	222.717	0.9072	0.0346	3	46
21	25	Wilson, Justin	D/H/H/F	00:40.4250	222.635	0.9221	0.0149	35	49
22	15	Rahal, Graham	D/H/H/F	00:40.4285	222.615	0.9256	0.0035	2	54
23	4	Coletti, Stefano (R)	D/C/C/F	00:40.4469	222.514	0.9440	0.0184	29	31
24	98	Chaves, Gabby (R)	D/H/H/F	00:40.4630	222.425	0.9601	0.0161	4	9
25	28	Hunter-Reay, Ryan	D/H/H/F	00:40.4795	222.335	0.9766	0.0165	34	44
26	88	Clauson, Bryan	D/C/C/F	00:40.6096	221.622	1.1067	0.1301	5	54
27	63	Mann, Pippa	D/H/H/F	00:40.7145	221.051	1.2116	0.1049	5	19
28	24	Bell, Townsend	D/C/C/F	00:56.7736	158.524	17.2707	16.0591	1	6

(R) Rookie

**Total Laps: 1449**

(C)hassis: D=Dallara | (A)erokit: C=Chevy, H=Honda | (E)ngine: C=Chevy, H=Honda | (T)ire: F=Firestone

**Event:** 2015 Indianapolis 500  
**Track:** Indianapolis Motor Speedway  
**Report:** Combined Results of Practice  
**As of:** Practice 10

**Round 6**  
**2.5 mile(s)**

**Verizon IndyCar Series**  
**May 18, 2015**



<u>Rank</u>	<u>Car</u>	<u>Driver Name</u>	<u>C/A/E/T</u>	<u>Session</u>	<u>Time</u>	<u>Speed</u>	<u>Total Laps</u>
1	3	Castroneves, Helio	D/C/C/F	Practice 6	00:38.5482	233.474	259
2	9	Dixon, Scott	D/C/C/F	Practice 7	00:38.6264	233.001	299
3	6	Hildebrand, JR	D/C/C/F	Practice 6	00:38.6291	232.985	347
4	1	Power, Will	D/C/C/F	Practice 7	00:38.7733	232.118	381
5	22	Pagenaud, Simon	D/C/C/F	Practice 6	00:38.8068	231.918	387
6	20	Carpenter, Ed	D/C/C/F	Practice 7	00:38.8255	231.806	345
7	2	Montoya, Juan Pablo	D/C/C/F	Practice 6	00:38.8382	231.731	259
8	28	Hunter-Reay, Ryan	D/H/H/F	Practice 7	00:38.8478	231.673	447
9	5	Hinchcliffe, James	D/H/H/F	Practice 6	00:38.8519	231.649	303
10	14	Sato, Takuma	D/H/H/F	Practice 7	00:38.8766	231.502	371
11	98	Chaves, Gabby (R)	D/H/H/F	Practice 6	00:38.9030	231.345	311
12	83	Kimball, Charlie	D/C/C/F	Practice 6	00:38.9462	231.088	328
13	26	Munoz, Carlos	D/H/H/F	Practice 6	00:38.9490	231.071	441
14	10	Kanaan, Tony	D/C/C/F	Practice 7	00:38.9596	231.009	312
15	43	Daly, Conor	D/H/H/F	Practice 7	00:38.9684	230.956	243
16	15	Rahal, Graham	D/H/H/F	Practice 7	00:39.0223	230.637	397
17	27	Andretti, Marco	D/H/H/F	Practice 6	00:39.0334	230.572	444
18	24	Bell, Townsend	D/C/C/F	Practice 6	00:39.0496	230.476	295
19	32	Servia, Oriol	D/H/H/F	Practice 7	00:39.0626	230.399	347
20	25	Wilson, Justin	D/H/H/F	Practice 6	00:39.0714	230.348	424
21	8	Karam, Sage	D/C/C/F	Practice 5	00:39.1022	230.166	385
22	29	de Silvestro, Simona	D/H/H/F	Practice 7	00:39.1341	229.978	265
23	17	Saavedra, Sebastian	D/C/C/F	Practice 6	00:39.1423	229.930	271
24	21	Newgarden, Josef	D/C/C/F	Practice 6	00:39.1428	229.927	417
25	18	Huertas, Carlos	D/H/H/F	Practice 7	00:39.1447	229.916	222
26	41	Hawksworth, Jack	D/H/H/F	Practice 6	00:39.1847	229.681	274
27	4	Coletti, Stefano (R)	D/C/C/F	Practice 6	00:39.1859	229.674	346
28	7	Jakes, James	D/H/H/F	Practice 6	00:39.2018	229.581	300
29	48	Tagliani, Alex	D/H/H/F	Practice 6	00:39.2112	229.526	197
30	11	Bourdais, Sebastien	D/C/C/F	Practice 6	00:39.2627	229.225	365
31	63	Mann, Pippa	D/H/H/F	Practice 6	00:39.3129	228.932	200
32	88	Clauson, Bryan	D/C/C/F	Practice 7	00:39.3749	228.572	460
33	19	Davison, James	D/H/H/F	Practice 3	00:39.4663	228.043	174
34	19	Vautier, Tristan	D/H/H/F	Practice 5	00:39.6721	226.860	117
35	3T	Castroneves, Helio	D/C/C/F	Practice 4	00:39.8083	226.084	31
36	91	Lazier, Buddy	D/C/C/F	Practice 6	00:39.8424	225.890	39
37	20T	Carpenter, Ed	D/C/C/F	Practice 8	00:40.1820	223.981	12
38	43	Hinchcliffe, James	D/H/H/F	Practice 4	00:40.1997	223.882	9
39	26	Andretti, Marco	D/H/H/F	Practice 2	00:40.3806	222.879	4
40	88	Bourdais, Sebastien	D/C/C/F	Practice 3	00:40.7967	220.606	5

(R) Rookie

**Total Laps for Combined Sessions: 11033**

(C)hassis: D=Dallara | (A)erokit: C=Chevy, H=Honda | (E)ngine: C=Chevy, H=Honda | (T)ire: F=Firestone

**Event:** 2015 Indianapolis 500  
**Track:** Indianapolis Motor Speedway

**Round 6**  
**2.5 mile(s)**

**Report:** Results of Session  
**Session:** Practice 11

**Verizon IndyCar Series**  
**May 21, 2015**



<u>Rank</u>	<u>Car</u>	<u>Driver Name</u>	<u>C/A/E/T</u>	<u>Time</u>	<u>Speed</u>	<u>Diff</u>	<u>Gap</u>	<u>Best Lap</u>	<u>Total Laps</u>
1	5	Briscoe, Ryan	D/H/H/F	00:40.8849	220.130	--.----	--.----	13	21
		(R) Rookie						<b>Total Laps:</b>	<b>21</b>

(C)hassis: D=Dallara | (A)erokit: C=Chevy, H=Honda | (E)ngine: C=Chevy, H=Honda | (T)ire: F=Firestone

**Event:** 2015 Indianapolis 500  
**Track:** Indianapolis Motor Speedway  
**Report:** Combined Results of Practice  
**As of:** Practice 11

**Round 6**  
**2.5 mile(s)**

**Verizon IndyCar Series**  
**May 21, 2015**



<u>Rank</u>	<u>Car</u>	<u>Driver Name</u>	<u>C/A/E/T</u>	<u>Session</u>	<u>Time</u>	<u>Speed</u>	<u>Total Laps</u>
1	3	Castroneves, Helio	D/C/C/F	Practice 6	00:38.5482	233.474	259
2	9	Dixon, Scott	D/C/C/F	Practice 7	00:38.6264	233.001	299
3	6	Hildebrand, JR	D/C/C/F	Practice 6	00:38.6291	232.985	347
4	1	Power, Will	D/C/C/F	Practice 7	00:38.7733	232.118	381
5	22	Pagenaud, Simon	D/C/C/F	Practice 6	00:38.8068	231.918	387
6	20	Carpenter, Ed	D/C/C/F	Practice 7	00:38.8255	231.806	345
7	2	Montoya, Juan Pablo	D/C/C/F	Practice 6	00:38.8382	231.731	259
8	28	Hunter-Reay, Ryan	D/H/H/F	Practice 7	00:38.8478	231.673	447
9	5	Hinchcliffe, James	D/H/H/F	Practice 6	00:38.8519	231.649	303
10	14	Sato, Takuma	D/H/H/F	Practice 7	00:38.8766	231.502	371
11	98	Chaves, Gabby (R)	D/H/H/F	Practice 6	00:38.9030	231.345	311
12	83	Kimball, Charlie	D/C/C/F	Practice 6	00:38.9462	231.088	328
13	26	Munoz, Carlos	D/H/H/F	Practice 6	00:38.9490	231.071	441
14	10	Kanaan, Tony	D/C/C/F	Practice 7	00:38.9596	231.009	312
15	43	Daly, Conor	D/H/H/F	Practice 7	00:38.9684	230.956	243
16	15	Rahal, Graham	D/H/H/F	Practice 7	00:39.0223	230.637	397
17	27	Andretti, Marco	D/H/H/F	Practice 6	00:39.0334	230.572	444
18	24	Bell, Townsend	D/C/C/F	Practice 6	00:39.0496	230.476	295
19	32	Servia, Oriol	D/H/H/F	Practice 7	00:39.0626	230.399	347
20	25	Wilson, Justin	D/H/H/F	Practice 6	00:39.0714	230.348	424
21	8	Karam, Sage	D/C/C/F	Practice 5	00:39.1022	230.166	385
22	29	de Silvestro, Simona	D/H/H/F	Practice 7	00:39.1341	229.978	265
23	17	Saavedra, Sebastian	D/C/C/F	Practice 6	00:39.1423	229.930	271
24	21	Newgarden, Josef	D/C/C/F	Practice 6	00:39.1428	229.927	417
25	18	Huertas, Carlos	D/H/H/F	Practice 7	00:39.1447	229.916	222
26	41	Hawksworth, Jack	D/H/H/F	Practice 6	00:39.1847	229.681	274
27	4	Coletti, Stefano (R)	D/C/C/F	Practice 6	00:39.1859	229.674	346
28	7	Jakes, James	D/H/H/F	Practice 6	00:39.2018	229.581	300
29	48	Tagliani, Alex	D/H/H/F	Practice 6	00:39.2112	229.526	197
30	11	Bourdais, Sebastien	D/C/C/F	Practice 6	00:39.2627	229.225	365
31	63	Mann, Pippa	D/H/H/F	Practice 6	00:39.3129	228.932	200
32	88	Clauson, Bryan	D/C/C/F	Practice 7	00:39.3749	228.572	460
33	19	Davison, James	D/H/H/F	Practice 3	00:39.4663	228.043	174
34	19	Vautier, Tristan	D/H/H/F	Practice 5	00:39.6721	226.860	117
35	3T	Castroneves, Helio	D/C/C/F	Practice 4	00:39.8083	226.084	31
36	91	Lazier, Buddy	D/C/C/F	Practice 6	00:39.8424	225.890	39
37	20T	Carpenter, Ed	D/C/C/F	Practice 8	00:40.1820	223.981	12
38	43	Hinchcliffe, James	D/H/H/F	Practice 4	00:40.1997	223.882	9
39	26	Andretti, Marco	D/H/H/F	Practice 2	00:40.3806	222.879	4
40	88	Bourdais, Sebastien	D/C/C/F	Practice 3	00:40.7967	220.606	5
41	5	Briscoe, Ryan	D/H/H/F	Practice 11	00:40.8849	220.130	21

(R) Rookie

**Total Laps for Combined Sessions: 11054**

(C)hassis: D=Dallara | (A)erokit: C=Chevy, H=Honda | (E)ngine: C=Chevy, H=Honda | (T)ire: F=Firestone

**Event:** 2015 Indianapolis 500  
**Track:** Indianapolis Motor Speedway  
**Report:** Results of Session  
**Session:** Practice Final

**Round 6**  
**2.5 mile(s)**

**Verizon IndyCar Series**  
**May 22, 2015**



Rank	Car	Driver Name	C/A/E/T	Time	Speed	Diff	Gap	Best Lap	Total Laps
1	1	Power, Will	D/C/C/F	00:39.2978	229.020	--.----	--.----	20	46
2	9	Dixon, Scott	D/C/C/F	00:39.3727	228.585	0.0749	0.0749	23	44
3	10	Kanaan, Tony	D/C/C/F	00:39.3891	228.490	0.0913	0.0164	11	39
4	22	Pagenaud, Simon	D/C/C/F	00:39.3945	228.458	0.0967	0.0054	22	36
5	14	Sato, Takuma	D/H/H/F	00:39.4318	228.242	0.1340	0.0373	33	38
6	83	Kimball, Charlie	D/C/C/F	00:39.5065	227.811	0.2087	0.0747	11	38
7	8	Karam, Sage	D/C/C/F	00:39.5642	227.478	0.2664	0.0577	16	30
8	6	Hildebrand, JR	D/C/C/F	00:39.6129	227.199	0.3151	0.0487	11	31
9	98	Chaves, Gabby (R)	D/H/H/F	00:39.6822	226.802	0.3844	0.0693	11	37
10	3	Castroneves, Helio	D/C/C/F	00:39.7046	226.674	0.4068	0.0224	23	52
11	19	Davison, James	D/H/H/F	00:39.7214	226.578	0.4236	0.0168	29	45
12	41	Hawksworth, Jack	D/H/H/F	00:39.7463	226.436	0.4485	0.0249	26	30
13	32	Servia, Oriol	D/H/H/F	00:39.7856	226.212	0.4878	0.0393	32	41
14	21	Newgarden, Josef	D/C/C/F	00:39.8177	226.030	0.5199	0.0321	5	41
15	2	Montoya, Juan Pablo	D/C/C/F	00:39.8191	226.022	0.5213	0.0014	15	15
16	48	Tagliani, Alex	D/H/H/F	00:39.8337	225.939	0.5359	0.0146	11	29
17	20	Carpenter, Ed	D/C/C/F	00:39.8765	225.697	0.5787	0.0428	18	27
18	18	Vautier, Tristan	D/H/H/F	00:39.8782	225.687	0.5804	0.0017	31	43
19	17	Saavedra, Sebastian	D/C/C/F	00:39.8994	225.567	0.6016	0.0212	17	31
20	26	Munoz, Carlos	D/H/H/F	00:39.9361	225.360	0.6383	0.0367	40	46
21	43	Daly, Conor	D/H/H/F	00:39.9410	225.332	0.6432	0.0049	12	34
22	15	Rahal, Graham	D/H/H/F	00:39.9489	225.288	0.6511	0.0079	9	45
23	4	Coletti, Stefano (R)	D/C/C/F	00:40.0290	224.837	0.7312	0.0801	14	39
24	27	Andretti, Marco	D/H/H/F	00:40.0468	224.737	0.7490	0.0178	12	34
25	11	Bourdais, Sebastien	D/C/C/F	00:40.0541	224.696	0.7563	0.0073	16	34
26	25	Wilson, Justin	D/H/H/F	00:40.0550	224.691	0.7572	0.0009	16	38
27	24	Bell, Townsend	D/C/C/F	00:40.0877	224.508	0.7899	0.0327	17	34
28	7	Jakes, James	D/H/H/F	00:40.0897	224.497	0.7919	0.0020	16	31
29	29	de Silvestro, Simona	D/H/H/F	00:40.1061	224.405	0.8083	0.0164	7	29
30	5	Briscoe, Ryan	D/H/H/F	00:40.1776	224.005	0.8798	0.0715	23	38
31	28	Hunter-Reay, Ryan	D/H/H/F	00:40.1836	223.972	0.8858	0.0060	17	36
32	63	Mann, Pippa	D/H/H/F	00:40.2525	223.589	0.9547	0.0689	19	29
33	88	Clauson, Bryan	D/C/C/F	00:40.5226	222.098	1.2248	0.2701	18	35

(R) Rookie

**Total Laps: 1195**

(C)hassis: D=Dallara | (A)erokit: C=Chevy, H=Honda | (E)ngine: C=Chevy, H=Honda | (T)ire: F=Firestone

**Event:** 2015 Indianapolis 500  
**Track:** Indianapolis Motor Speedway  
**Report:** Combined Results of Practice  
**As of:** Practice Final

**Round 6**  
**2.5 mile(s)**

**Verizon IndyCar Series**  
**May 22, 2015**



<u>Rank</u>	<u>Car</u>	<u>Driver Name</u>	<u>C/A/E/T</u>	<u>Session</u>	<u>Time</u>	<u>Speed</u>	<u>Total Laps</u>
1	3	Castroneves, Helio	D/C/C/F	Practice 6	00:38.5482	233.474	311
2	9	Dixon, Scott	D/C/C/F	Practice 7	00:38.6264	233.001	343
3	6	Hildebrand, JR	D/C/C/F	Practice 6	00:38.6291	232.985	378
4	1	Power, Will	D/C/C/F	Practice 7	00:38.7733	232.118	427
5	22	Pagenaud, Simon	D/C/C/F	Practice 6	00:38.8068	231.918	423
6	20	Carpenter, Ed	D/C/C/F	Practice 7	00:38.8255	231.806	372
7	2	Montoya, Juan Pablo	D/C/C/F	Practice 6	00:38.8382	231.731	274
8	28	Hunter-Reay, Ryan	D/H/H/F	Practice 7	00:38.8478	231.673	483
9	5	Hinchcliffe, James	D/H/H/F	Practice 6	00:38.8519	231.649	303
10	14	Sato, Takuma	D/H/H/F	Practice 7	00:38.8766	231.502	409
11	98	Chaves, Gabby (R)	D/H/H/F	Practice 6	00:38.9030	231.345	348
12	83	Kimball, Charlie	D/C/C/F	Practice 6	00:38.9462	231.088	366
13	26	Munoz, Carlos	D/H/H/F	Practice 6	00:38.9490	231.071	487
14	10	Kanaan, Tony	D/C/C/F	Practice 7	00:38.9596	231.009	351
15	43	Daly, Conor	D/H/H/F	Practice 7	00:38.9684	230.956	277
16	15	Rahal, Graham	D/H/H/F	Practice 7	00:39.0223	230.637	442
17	27	Andretti, Marco	D/H/H/F	Practice 6	00:39.0334	230.572	478
18	24	Bell, Townsend	D/C/C/F	Practice 6	00:39.0496	230.476	329
19	32	Servia, Oriol	D/H/H/F	Practice 7	00:39.0626	230.399	388
20	25	Wilson, Justin	D/H/H/F	Practice 6	00:39.0714	230.348	462
21	8	Karam, Sage	D/C/C/F	Practice 5	00:39.1022	230.166	415
22	29	de Silvestro, Simona	D/H/H/F	Practice 7	00:39.1341	229.978	294
23	17	Saavedra, Sebastian	D/C/C/F	Practice 6	00:39.1423	229.930	302
24	21	Newgarden, Josef	D/C/C/F	Practice 6	00:39.1428	229.927	458
25	18	Huertas, Carlos	D/H/H/F	Practice 7	00:39.1447	229.916	222
26	41	Hawksworth, Jack	D/H/H/F	Practice 6	00:39.1847	229.681	304
27	4	Coletti, Stefano (R)	D/C/C/F	Practice 6	00:39.1859	229.674	385
28	7	Jakes, James	D/H/H/F	Practice 6	00:39.2018	229.581	331
29	48	Tagliani, Alex	D/H/H/F	Practice 6	00:39.2112	229.526	226
30	11	Bourdais, Sebastien	D/C/C/F	Practice 6	00:39.2627	229.225	399
31	63	Mann, Pippa	D/H/H/F	Practice 6	00:39.3129	228.932	229
32	88	Clauson, Bryan	D/C/C/F	Practice 7	00:39.3749	228.572	495
33	19	Davison, James	D/H/H/F	Practice 3	00:39.4663	228.043	219
34	19	Vautier, Tristan	D/H/H/F	Practice 5	00:39.6721	226.860	117
35	3T	Castroneves, Helio	D/C/C/F	Practice 4	00:39.8083	226.084	31
36	91	Lazier, Buddy	D/C/C/F	Practice 6	00:39.8424	225.890	39
37	18	Vautier, Tristan	D/H/H/F	Practice Final	00:39.8782	225.687	43
38	5	Briscoe, Ryan	D/H/H/F	Practice Final	00:40.1776	224.005	59
39	20T	Carpenter, Ed	D/C/C/F	Practice 8	00:40.1820	223.981	12
40	43	Hinchcliffe, James	D/H/H/F	Practice 4	00:40.1997	223.882	9
41	26	Andretti, Marco	D/H/H/F	Practice 2	00:40.3806	222.879	4
42	88	Bourdais, Sebastien	D/C/C/F	Practice 3	00:40.7967	220.606	5

(R) Rookie

**Total Laps for Combined Sessions: 12249**

(C)hassis: D=Dallara | (A)erokit: C=Chevy, H=Honda | (E)ngine: C=Chevy, H=Honda | (T)ire: F=Firestone

**Event:** 2015 Indianapolis 500  
**Track:** Indianapolis Motor Speedway  
**Report:** Unofficial Lap Report  
**Session:** Race

**Round 6**  
**2.5 mile(s)**

**Verizon IndyCar Series**  
**May 24, 2015**



**End of Lap 200:** Time of Race: 03:05:56.5286 Avg Speed: 161.341 Lead Changes: 37 Caution Laps: 47  
**Fastest Lap:** 226.712 mph ( 39.6979 sec) on lap 102 by 83 - Charlie Kimball  
**Fastest Leader Lap:** 224.767 mph ( 40.0415 sec) on lap 22 by 10 - Tony Kanaan

Pos	SP	Car	Driver	C/E/T	Lap	Laps Down	Time Down	Pit Stops	Elapsed Time	Avg Speed	Pts	Running/Reason Out
1	15	2	Montoya, Juan Pablo	D/C/C/F	200	0	---	9	03:05:56.5286	161.341	101	Running
2	2	1	Power, Will	D/C/C/F	200	0	0.1046	6	03:05:56.6332	161.339	81	Running
3	14	83	Kimball, Charlie	D/C/C/F	200	0	0.7950	6	03:05:57.3236	161.329	71	Running
4	1	9	Dixon, Scott	D/C/C/F	200	0	1.0292	6	03:05:57.5578	161.326	67	Running
5	17	15	Rahal, Graham	D/H/H/F	200	0	2.3122	6	03:05:58.8408	161.307	60	Running
6	8	27	Andretti, Marco	D/H/H/F	200	0	2.5388	6	03:05:59.0674	161.304	56	Running
7	5	3	Castroneves, Helio	D/C/C/F	200	0	2.7821	6	03:05:59.3107	161.300	53	Running
8	10	6	Hildebrand, JR	D/C/C/F	200	0	3.5631	7	03:06:00.0917	161.289	48	Running
9	9	21	Newgarden, Josef	D/C/C/F	200	0	4.0281	6	03:06:00.5567	161.282	44	Running
10	3	22	Pagenaud, Simon	D/C/C/F	200	0	4.2148	7	03:06:00.7434	161.280	41	Running
11	7	11	Bourdais, Sebastien	D/C/C/F	200	0	5.3067	6	03:06:01.8353	161.264	38	Running
12	31	5	Briscoe, Ryan	D/H/H/F	200	0	5.6687	7	03:06:02.1973	161.259	36	Running
13	24	14	Sato, Takuma	D/H/H/F	200	0	6.1678	10	03:06:02.6964	161.251	34	Running
14	23	24	Bell, Townsend	D/C/C/F	200	0	8.5005	6	03:06:05.0291	161.218	32	Running
15	16	28	Hunter-Reay, Ryan	D/H/H/F	200	0	9.6481	6	03:06:06.1767	161.201	30	Running
16	26	98	Chaves, Gabby (R)	D/H/H/F	200	0	10.1016	6	03:06:06.6302	161.195	28	Running
17	20	48	Tagliani, Alex	D/H/H/F	200	0	11.2151	7	03:06:07.7437	161.178	27	Running
18	19	7	Jakes, James	D/H/H/F	200	0	12.0431	8	03:06:08.5717	161.167	24	Running
19	18	29	de Silvestro, Simona	D/H/H/F	200	0	12.7328	8	03:06:09.2614	161.157	22	Running
20	11	26	Munoz, Carlos	D/H/H/F	200	0	39.8346	8	03:06:36.3632	160.766	21	Running
21	6	25	Wilson, Justin	D/H/H/F	199	1	-	8	03:06:01.4009	160.464	19	Running
22	25	63	Mann, Pippa	D/H/H/F	197	3	-	11	03:06:23.0005	158.544	16	Running
23	27	17	Saavedra, Sebastian	D/C/C/F	175	25	-	6	02:38:48.2541	165.298	14	Contact
24	28	41	Hawksworth, Jack	D/H/H/F	175	25	-	7	02:38:48.6877	165.290	12	Contact
25	29	4	Coletti, Stefano (R)	D/C/C/F	175	25	-	7	02:38:48.9342	165.286	10	Contact
26	4	10	Kanaan, Tony	D/C/C/F	151	49	-	5	02:11:53.6384	171.729	11	Contact
27	33	19	Davison, James	D/H/H/F	116	84	-	3	01:52:37.4194	154.497	10	Mechanical
28	32	18	Vautier, Tristan	D/H/H/F	116	84	-	3	01:52:37.4195	154.497	10	Mechanical
29	13	32	Servia, Oriol	D/H/H/F	112	88	-	3	01:35:46.5083	175.411	10	Contact
30	12	20	Carpenter, Ed	D/C/C/F	112	88	-	3	01:35:46.6125	175.408	10	Contact
31	30	88	Clauson, Bryan	D/C/C/F	61	139	-	2	00:55:01.4410	166.291	10	Contact
32	21	8	Karam, Sage	D/C/C/F	0	200	-	0	00:00:03.0703	0.000	10	Contact
33	22	43	Daly, Conor	D/H/H/F	0	200	-	0	00:00:00.0000	0.000	10	Mechanical

Lead Change Summary		
On Lap	Car	Leader
1	9	Dixon, Scott
19	10	Kanaan, Tony
21	9	Dixon, Scott
22	10	Kanaan, Tony
26	9	Dixon, Scott
35	22	Pagenaud, Simon
37	1	Power, Will
39	2	Montoya, Juan Pablo
41	9	Dixon, Scott
67	22	Pagenaud, Simon
71	9	Dixon, Scott
72	22	Pagenaud, Simon
73	10	Kanaan, Tony
75	9	Dixon, Scott
76	10	Kanaan, Tony
98	22	Pagenaud, Simon
100	3	Castroneves, Helio
102	22	Pagenaud, Simon
124	1	Power, Will
125	22	Pagenaud, Simon
126	9	Dixon, Scott
128	22	Pagenaud, Simon
129	9	Dixon, Scott
149	22	Pagenaud, Simon
151	83	Kimball, Charlie
153	48	Tagliani, Alex
155	83	Kimball, Charlie
163	9	Dixon, Scott
165	2	Montoya, Juan Pablo
167	9	Dixon, Scott
170	26	Munoz, Carlos
173	25	Wilson, Justin
175	1	Power, Will
187	9	Dixon, Scott
188	1	Power, Will
192	2	Montoya, Juan Pablo
193	1	Power, Will
197	2	Montoya, Juan Pablo

Leader Summary		
Car	Driver	Laps Led
9	Dixon, Scott	84
22	Pagenaud, Simon	35
10	Kanaan, Tony	30
1	Power, Will	23
83	Kimball, Charlie	10
2	Montoya, Juan Pablo	9
26	Munoz, Carlos	3
48	Tagliani, Alex	2
3	Castroneves, Helio	2
25	Wilson, Justin	2

Caution Summary			
No	Duration	Total	Reason for Caution
1	1 to 11	11	Contact: Cars 5, 8, 14 & 19 in Turn 1
2	64 to 69	6	Contact: Car 88 in Turn 4
3	113 to 122	10	Contact: Cars 20 & 32 in Turn 1
4	153 to 158	6	Contact: Car 10 in Turn 4
5	168 to 172	5	Debris: in Backstretch
6	176 to 184	9	Contact: Cars 4, 17, 41 in Turn 4

Penalty Summary			
Car	Reason	Lap	Penalty
63	Entering Closed Pit	6	Back of Field
14	Entering Closed Pit	8	Back of Field
26	Pit Lane Speed Violation	151	Drive-Through

(C)hassis: D=Dallara | (A)erokit: C=Chevy, H=Honda | (E)ngine: C=Chevy, H=Honda | (T)ire: F=Firestone



# OFFICIAL BOX SCORE

Verizon IndyCar Series  
2015 Indianapolis 500  
May 24, 2015



FP	SP	Car	Driver	Car Name	Laps		Pts	Total Pts	Standings	Total Awards
					Comp	Running/Reason Out				
1	15	2	Juan Pablo Montoya	Verizon Team Penske Chevrolet	200	Running	101	272	1	\$2,449,055
2	2	1	Will Power	Verizon Team Penske Chevrolet	200	Running	81	247	2	\$792,555
3	14	83	Charlie Kimball	Novo Nordisk Chip Ganassi Racing Chevrolet	200	Running	71	160	8	\$564,055
4	1	9	Scott Dixon	Target Chip Ganassi Racing Chevrolet	200	Running	67	211	3	\$615,805
5	17	15	Graham Rahal	Steak 'n Shake Honda	200	Running	60	204	5	\$439,555
6	8	27	Marco Andretti	Snapple Honda	200	Running	56	151	9	\$412,055
7	5	3	Helio Castroneves	Shell V-Power Nitro+ Team Penske Chevrolet	200	Running	53	206	4	\$482,555
8	10	6	JR Hildebrand	Preferred Freezer CFH Racing Chevrolet	200	Running	48	57	22	\$246,805
9	9	21	Josef Newgarden	Century 21 CFH Racing Chevrolet	200	Running	44	173	6	\$382,055
10	3	22	Simon Pagenaud	Avaya Team Penske Chevrolet	200	Running	41	142	11	\$307,805
11	7	11	Sebastien Bourdais	Hydroxycut-HAUS Vaporizer KVSH Chevrolet	200	Running	38	161	7	\$378,555
12	31	5	Ryan Briscoe	Arrow/Lucas Oil Schmidt Peterson Honda	200	Running	36	36	26	\$368,805
13	24	14	Takuma Sato	ABC Supply AJ Foyt Racing Honda	200	Running	34	106	15	\$364,055
14	23	24	Townsend Bell	The Robert Graham Special Chevrolet	200	Running	32	32	27	\$218,555
15	16	28	Ryan Hunter-Reay	DHL Honda	200	Running	30	130	12	\$355,555
16	26	98	Gabby Chaves (R)	Bowers & Wilkins/Curb Honda	200	Running	28	99	17	\$399,055
17	20	48	Alex Tagliani	Alfe Heat Treating Special Honda	200	Running	27	27	29	\$203,305
18	19	7	James Jakes	Schmidt Peterson Motorsports Honda	200	Running	24	99	16	\$347,555
19	18	29	Simona de Silvestro	TE Connectivity Honda	200	Running	22	66	21	\$200,305
20	11	26	Carlos Munoz	AndrettiTV Cinsay Honda	200	Running	21	122	14	\$345,555
21	6	25	Justin Wilson	Andretti Autosport Honda	199	Running	19	25	30	\$211,305
22	25	63	Pippa Mann	Dale Coyne Racing Honda	197	Running	16	16	32	\$206,805
23	27	17	Sebastian Saavedra	AFS Chip Ganassi Racing Chevrolet	175	Contact	14	47	23	\$200,305
24	28	41	Jack Hawksworth	ABC Supply AJ Foyt Racing Honda	175	Contact	12	76	19	\$205,055
25	29	4	Stefano Coletti (R)	KV Racing Technology Chevrolet	175	Contact	10	75	20	\$344,555
26	4	10	Tony Kanaan	NTT Data Chip Ganassi Racing Chevrolet	151	Contact	11	147	10	\$375,555
27	33	19	James Davison	Dale Coyne Racing Honda	116	Mechanical	10	10	35	\$344,055
28	32	18	Tristan Vautier	Dale Coyne Racing Honda	116	Mechanical	10	10	34	\$344,055
29	13	32	Oriol Servia	Rahal Letterman Lanigan Racing Honda	112	Contact	10	10	37	\$201,805
30	12	20	Ed Carpenter	Fuzzy's Vodka CFH Racing Chevrolet	112	Contact	10	10	36	\$344,055
31	30	88	Bryan Clauson	Jonathan Byrd's/Cancer Centers of America Chevrolet	61	Contact	10	10	33	\$200,305
32	21	8	Sage Karam	Comfort Revolution/Big Machine Records Chevrolet	0	Contact	10	45	24	\$344,055
33	22	43	Conor Daly	FUELED by BACON Special Honda	0	Mechanical	10	23	31	\$201,805

Time of Race: 03:05:56.5286 Avg Speed: 161.341 mph Margin of Victory: 0.1046 of a second Lead Changes: 37 Caution Laps: 47

Fastest Lap: 226.712 mph (39.6979 seconds) on Lap 102 by 83 - Charlie Kimball Fastest Leader Lap: 224.767 mph (40.0415 seconds) on Lap 22 by 10 - Tony Kanaan

Verizon P1 Award (\$100,000): Scott Dixon (2:38.7579, 226.760 mph)

Legend: R = Sunoco Rookie of the Year Candidate; All Cars use fourth-generation Verizon IndyCar Series Chassis (IR-12) with Chevrolet or Honda aerodynamic bodywork and engines and Firestone Tires

### Lap Leaders:

### Lap Leader Summary:

### Caution Flags:

Laps	Car	Driver
1 - 18	9	Dixon, Scott
19 - 20	10	Kanaan, Tony
21	9	Dixon, Scott
22 - 25	10	Kanaan, Tony
26 - 34	9	Dixon, Scott
35 - 36	22	Pagenaud, Simon
37 - 38	1	Power, Will
39 - 40	2	Montoya, Juan Pablo
41 - 66	9	Dixon, Scott
67 - 70	22	Pagenaud, Simon
71	9	Dixon, Scott
72	22	Pagenaud, Simon
73 - 74	10	Kanaan, Tony
75	9	Dixon, Scott
76 - 97	10	Kanaan, Tony
98 - 99	22	Pagenaud, Simon
100 - 101	3	Castroneves, Helio
102 - 123	22	Pagenaud, Simon
124	1	Power, Will
125	22	Pagenaud, Simon
126 - 127	9	Dixon, Scott
128	22	Pagenaud, Simon
129 - 148	9	Dixon, Scott
149 - 150	22	Pagenaud, Simon
151 - 152	83	Kimball, Charlie
153 - 154	48	Tagliani, Alex
155 - 162	83	Kimball, Charlie
163 - 164	9	Dixon, Scott
165 - 166	2	Montoya, Juan Pablo
167 - 169	9	Dixon, Scott
170 - 172	26	Munoz, Carlos
173 - 174	25	Wilson, Justin
175 - 186	1	Power, Will
187	9	Dixon, Scott
188 - 191	1	Power, Will
192	2	Montoya, Juan Pablo
193 - 196	1	Power, Will
197 - 200	2	Montoya, Juan Pablo

No	Duration	Total	Reason for Caution
1	1 to 11	11	Contact: Cars 5, 8, 14 & 19 in Turn 1
2	64 to 69	6	Contact: Car 88 in Turn 4
3	113 to 122	10	Contact: Cars 20 & 32 in Turn 1
4	153 to 158	6	Contact: Car 10 in Turn 4
5	168 to 172	5	Debris: in Backstretch
6	176 to 184	9	Contact: Cars 4, 17, 41 in Turn 4

### Penalties:

Car	Reason	Lap	Penalty
63	Entering Closed Pit	6	Back of Field
14	Entering Closed Pit	8	Back of Field

**Event:** 2015 Indianapolis 500  
**Track:** Indianapolis Motor Speedway

**Round 6**  
**2.5 mile(s)**



**Report:** Leader Lap Summary

**Verizon IndyCar Series**

**Session:** Race

**May 24, 2015**

Lap	Car	Driver	C/A/E/T	Time	Speed	Flag
1	9	Dixon, Scott	D/C/C/F	01:04.8953	138.685	Yellow
2	9	Dixon, Scott	D/C/C/F	02:00.6512	74.595	Yellow
3	9	Dixon, Scott	D/C/C/F	02:01.4381	74.112	Yellow
4	9	Dixon, Scott	D/C/C/F	01:59.7037	75.186	Yellow
5	9	Dixon, Scott	D/C/C/F	01:48.1885	83.188	Yellow
6	9	Dixon, Scott	D/C/C/F	01:35.4839	94.257	Yellow
7	9	Dixon, Scott	D/C/C/F	01:29.8560	100.160	Yellow
8	9	Dixon, Scott	D/C/C/F	01:43.0591	87.329	Yellow
9	9	Dixon, Scott	D/C/C/F	01:41.3258	88.822	Yellow
10	9	Dixon, Scott	D/C/C/F	01:40.9333	89.168	Yellow
11	9	Dixon, Scott	D/C/C/F	01:29.9381	100.069	Yellow
12	9	Dixon, Scott	D/C/C/F	01:25.1805	105.658	Green
13	9	Dixon, Scott	D/C/C/F	00:41.5555	216.578	Green
14	9	Dixon, Scott	D/C/C/F	00:40.5552	221.920	Green
15	9	Dixon, Scott	D/C/C/F	00:40.5762	221.805	Green
16	9	Dixon, Scott	D/C/C/F	00:40.5457	221.972	Green
17	9	Dixon, Scott	D/C/C/F	00:40.5766	221.803	Green
18	9	Dixon, Scott	D/C/C/F	00:40.6140	221.598	Green
19	10	Kanaan, Tony	D/C/C/F	00:40.1206	224.324	Green
20	10	Kanaan, Tony	D/C/C/F	00:40.5279	222.069	Green
21	9	Dixon, Scott	D/C/C/F	00:40.3617	222.984	Green
22	10	Kanaan, Tony	D/C/C/F	00:40.0415	224.767	Green
23	10	Kanaan, Tony	D/C/C/F	00:40.5561	221.915	Green
24	10	Kanaan, Tony	D/C/C/F	00:40.5638	221.873	Green
25	10	Kanaan, Tony	D/C/C/F	00:40.6127	221.606	Green
26	9	Dixon, Scott	D/C/C/F	00:40.4644	222.418	Green
27	9	Dixon, Scott	D/C/C/F	00:40.5228	222.097	Green
28	9	Dixon, Scott	D/C/C/F	00:40.6413	221.450	Green
29	9	Dixon, Scott	D/C/C/F	00:40.6316	221.502	Green
30	9	Dixon, Scott	D/C/C/F	00:40.6053	221.646	Green
31	9	Dixon, Scott	D/C/C/F	00:40.5715	221.831	Green
32	9	Dixon, Scott	D/C/C/F	00:40.6035	221.656	Green
33	9	Dixon, Scott	D/C/C/F	00:40.5360	222.025	Green
34	9	Dixon, Scott	D/C/C/F	00:40.5117	222.158	Green
35	22	Pagnaud, Simon	D/C/C/F	00:40.3818	222.873	Green
36	22	Pagnaud, Simon	D/C/C/F	00:40.6636	221.328	Green
37	1	Power, Will	D/C/C/F	00:41.2921	217.959	Green
38	1	Power, Will	D/C/C/F	00:53.1986	169.177	Green
39	2	Montoya, Juan Pablo	D/C/C/F	00:40.6882	221.194	Green
40	2	Montoya, Juan Pablo	D/C/C/F	00:40.7332	220.950	Green
41	9	Dixon, Scott	D/C/C/F	00:40.3871	222.843	Green
42	9	Dixon, Scott	D/C/C/F	00:40.5549	221.921	Green
43	9	Dixon, Scott	D/C/C/F	00:40.5234	222.094	Green
44	9	Dixon, Scott	D/C/C/F	00:40.4988	222.229	Green
45	9	Dixon, Scott	D/C/C/F	00:40.3841	222.860	Green
46	9	Dixon, Scott	D/C/C/F	00:40.3053	223.296	Green
47	9	Dixon, Scott	D/C/C/F	00:40.4239	222.641	Green
48	9	Dixon, Scott	D/C/C/F	00:40.3862	222.848	Green
49	9	Dixon, Scott	D/C/C/F	00:40.4177	222.675	Green
50	9	Dixon, Scott	D/C/C/F	00:40.3096	223.272	Green

(C)hassis: D=Dallara | (A)erokit: C=Chevy, H=Honda | (E)ngine: C=Chevy, H=Honda | (T)ire: F=Firestone

**Event:** 2015 Indianapolis 500  
**Track:** Indianapolis Motor Speedway

**Round 6**  
**2.5 mile(s)**



**Report:** Leader Lap Summary  
**Session:** Race

**Verizon IndyCar Series**  
**May 24, 2015**

Lap	Car	Driver	C/A/E/T	Time	Speed	Flag
51	9	Dixon, Scott	D/C/C/F	00:40.2614	223.539	Green
52	9	Dixon, Scott	D/C/C/F	00:41.0181	219.415	Green
53	9	Dixon, Scott	D/C/C/F	00:41.0021	219.501	Green
54	9	Dixon, Scott	D/C/C/F	00:40.7692	220.755	Green
55	9	Dixon, Scott	D/C/C/F	00:42.0947	213.804	Green
56	9	Dixon, Scott	D/C/C/F	00:40.9456	219.804	Green
57	9	Dixon, Scott	D/C/C/F	00:40.6847	221.213	Green
58	9	Dixon, Scott	D/C/C/F	00:40.2719	223.481	Green
59	9	Dixon, Scott	D/C/C/F	00:41.1918	218.490	Green
60	9	Dixon, Scott	D/C/C/F	00:41.0197	219.407	Green
61	9	Dixon, Scott	D/C/C/F	00:40.9248	219.916	Green
62	9	Dixon, Scott	D/C/C/F	00:41.1686	218.613	Green
63	9	Dixon, Scott	D/C/C/F	00:41.1439	218.744	Green
64	9	Dixon, Scott	D/C/C/F	00:49.5582	181.605	Yellow
65	9	Dixon, Scott	D/C/C/F	01:42.5142	87.793	Yellow
66	9	Dixon, Scott	D/C/C/F	01:47.1317	84.009	Yellow
67	22	Pagenaud, Simon	D/C/C/F	01:45.2516	85.509	Yellow
68	22	Pagenaud, Simon	D/C/C/F	01:43.2045	87.205	Yellow
69	22	Pagenaud, Simon	D/C/C/F	01:35.8197	93.926	Yellow
70	22	Pagenaud, Simon	D/C/C/F	01:31.0945	98.799	Green
71	9	Dixon, Scott	D/C/C/F	00:41.6777	215.943	Green
72	22	Pagenaud, Simon	D/C/C/F	00:40.3372	223.119	Green
73	10	Kanaan, Tony	D/C/C/F	00:41.0381	219.308	Green
74	10	Kanaan, Tony	D/C/C/F	00:40.6276	221.524	Green
75	9	Dixon, Scott	D/C/C/F	00:40.4010	222.767	Green
76	10	Kanaan, Tony	D/C/C/F	00:40.4466	222.516	Green
77	10	Kanaan, Tony	D/C/C/F	00:40.5408	221.999	Green
78	10	Kanaan, Tony	D/C/C/F	00:40.5492	221.953	Green
79	10	Kanaan, Tony	D/C/C/F	00:40.5679	221.850	Green
80	10	Kanaan, Tony	D/C/C/F	00:40.5936	221.710	Green
81	10	Kanaan, Tony	D/C/C/F	00:40.7071	221.092	Green
82	10	Kanaan, Tony	D/C/C/F	00:40.7371	220.929	Green
83	10	Kanaan, Tony	D/C/C/F	00:40.8942	220.080	Green
84	10	Kanaan, Tony	D/C/C/F	00:40.7391	220.918	Green
85	10	Kanaan, Tony	D/C/C/F	00:40.7937	220.622	Green
86	10	Kanaan, Tony	D/C/C/F	00:40.6408	221.452	Green
87	10	Kanaan, Tony	D/C/C/F	00:40.8239	220.459	Green
88	10	Kanaan, Tony	D/C/C/F	00:40.8107	220.530	Green
89	10	Kanaan, Tony	D/C/C/F	00:40.5934	221.711	Green
90	10	Kanaan, Tony	D/C/C/F	00:40.6270	221.528	Green
91	10	Kanaan, Tony	D/C/C/F	00:40.5922	221.717	Green
92	10	Kanaan, Tony	D/C/C/F	00:40.6390	221.462	Green
93	10	Kanaan, Tony	D/C/C/F	00:40.5924	221.716	Green
94	10	Kanaan, Tony	D/C/C/F	00:40.6621	221.336	Green
95	10	Kanaan, Tony	D/C/C/F	00:40.6742	221.270	Green
96	10	Kanaan, Tony	D/C/C/F	00:40.6150	221.593	Green
97	10	Kanaan, Tony	D/C/C/F	00:40.6643	221.324	Green
98	22	Pagenaud, Simon	D/C/C/F	00:40.4066	222.736	Green
99	22	Pagenaud, Simon	D/C/C/F	00:40.5847	221.758	Green
100	3	Castroneves, Helio	D/C/C/F	00:41.2345	218.264	Green

(C)hassis: D=Dallara | (A)erokit: C=Chevy, H=Honda | (E)ngine: C=Chevy, H=Honda | (T)ire: F=Firestone

**Event:** 2015 Indianapolis 500  
**Track:** Indianapolis Motor Speedway

**Round 6**  
**2.5 mile(s)**



**Report:** Leader Lap Summary

**Verizon IndyCar Series**

**Session:** Race

**May 24, 2015**

Lap	Car	Driver	C/A/E/T	Time	Speed	Flag
101	3	Castroneves, Helio	D/C/C/F	00:52.6650	170.891	Green
102	22	Pagenaud, Simon	D/C/C/F	00:40.7280	220.978	Green
103	22	Pagenaud, Simon	D/C/C/F	00:40.3795	222.885	Green
104	22	Pagenaud, Simon	D/C/C/F	00:40.2342	223.690	Green
105	22	Pagenaud, Simon	D/C/C/F	00:40.1915	223.928	Green
106	22	Pagenaud, Simon	D/C/C/F	00:40.6173	221.580	Green
107	22	Pagenaud, Simon	D/C/C/F	00:40.7497	220.861	Green
108	22	Pagenaud, Simon	D/C/C/F	00:40.7894	220.646	Green
109	22	Pagenaud, Simon	D/C/C/F	00:40.6754	221.264	Green
110	22	Pagenaud, Simon	D/C/C/F	00:40.7431	220.896	Green
111	22	Pagenaud, Simon	D/C/C/F	00:40.6514	221.395	Green
112	22	Pagenaud, Simon	D/C/C/F	00:40.5031	222.205	Green
113	22	Pagenaud, Simon	D/C/C/F	00:41.7687	215.472	Yellow
114	22	Pagenaud, Simon	D/C/C/F	01:05.1775	138.084	Yellow
115	22	Pagenaud, Simon	D/C/C/F	01:50.5180	81.435	Yellow
116	22	Pagenaud, Simon	D/C/C/F	01:51.7210	80.558	Yellow
117	22	Pagenaud, Simon	D/C/C/F	01:38.7172	91.170	Yellow
118	22	Pagenaud, Simon	D/C/C/F	01:42.7500	87.591	Yellow
119	22	Pagenaud, Simon	D/C/C/F	01:35.8592	93.888	Yellow
120	22	Pagenaud, Simon	D/C/C/F	01:39.2560	90.675	Yellow
121	22	Pagenaud, Simon	D/C/C/F	01:39.0384	90.874	Yellow
122	22	Pagenaud, Simon	D/C/C/F	01:37.1266	92.663	Yellow
123	22	Pagenaud, Simon	D/C/C/F	01:28.8881	101.251	Green
124	1	Power, Will	D/C/C/F	00:41.4344	217.211	Green
125	22	Pagenaud, Simon	D/C/C/F	00:40.5365	222.022	Green
126	9	Dixon, Scott	D/C/C/F	00:40.4596	222.444	Green
127	9	Dixon, Scott	D/C/C/F	00:40.6447	221.431	Green
128	22	Pagenaud, Simon	D/C/C/F	00:40.4070	222.734	Green
129	9	Dixon, Scott	D/C/C/F	00:40.3950	222.800	Green
130	9	Dixon, Scott	D/C/C/F	00:40.6626	221.334	Green
131	9	Dixon, Scott	D/C/C/F	00:40.6798	221.240	Green
132	9	Dixon, Scott	D/C/C/F	00:40.6850	221.212	Green
133	9	Dixon, Scott	D/C/C/F	00:40.6602	221.347	Green
134	9	Dixon, Scott	D/C/C/F	00:40.6669	221.310	Green
135	9	Dixon, Scott	D/C/C/F	00:40.6710	221.288	Green
136	9	Dixon, Scott	D/C/C/F	00:40.7187	221.029	Green
137	9	Dixon, Scott	D/C/C/F	00:40.7328	220.952	Green
138	9	Dixon, Scott	D/C/C/F	00:40.7005	221.128	Green
139	9	Dixon, Scott	D/C/C/F	00:40.6499	221.403	Green
140	9	Dixon, Scott	D/C/C/F	00:40.6524	221.389	Green
141	9	Dixon, Scott	D/C/C/F	00:40.6582	221.358	Green
142	9	Dixon, Scott	D/C/C/F	00:40.6764	221.259	Green
143	9	Dixon, Scott	D/C/C/F	00:40.5929	221.714	Green
144	9	Dixon, Scott	D/C/C/F	00:40.5662	221.860	Green
145	9	Dixon, Scott	D/C/C/F	00:40.6496	221.404	Green
146	9	Dixon, Scott	D/C/C/F	00:40.6381	221.467	Green
147	9	Dixon, Scott	D/C/C/F	00:40.5915	221.721	Green
148	9	Dixon, Scott	D/C/C/F	00:40.5714	221.831	Green
149	22	Pagenaud, Simon	D/C/C/F	00:40.9109	219.990	Green
150	22	Pagenaud, Simon	D/C/C/F	00:41.0150	219.432	Green

(C)hassis: D=Dallara | (A)erokit: C=Chevy, H=Honda | (E)ngine: C=Chevy, H=Honda | (T)ire: F=Firestone

**Event:** 2015 Indianapolis 500  
**Track:** Indianapolis Motor Speedway

**Round 6**  
**2.5 mile(s)**



**Report:** Leader Lap Summary

**Verizon IndyCar Series**

**Session:** Race

**May 24, 2015**

Lap	Car	Driver	C/A/E/T	Time	Speed	Flag
151	83	Kimball, Charlie	D/C/C/F	00:41.3568	217.618	Green
152	83	Kimball, Charlie	D/C/C/F	00:53.9964	166.678	Green
153	48	Tagliani, Alex	D/H/H/F	00:57.6389	156.145	Yellow
154	48	Tagliani, Alex	D/H/H/F	01:47.6910	83.572	Yellow
155	83	Kimball, Charlie	D/C/C/F	01:41.4536	88.711	Yellow
156	83	Kimball, Charlie	D/C/C/F	01:43.8181	86.690	Yellow
157	83	Kimball, Charlie	D/C/C/F	01:45.6495	85.187	Yellow
158	83	Kimball, Charlie	D/C/C/F	01:44.1494	86.414	Yellow
159	83	Kimball, Charlie	D/C/C/F	01:32.7411	97.044	Green
160	83	Kimball, Charlie	D/C/C/F	00:42.1315	213.617	Green
161	83	Kimball, Charlie	D/C/C/F	00:41.0178	219.417	Green
162	83	Kimball, Charlie	D/C/C/F	00:40.7337	220.947	Green
163	9	Dixon, Scott	D/C/C/F	00:40.5950	221.702	Green
164	9	Dixon, Scott	D/C/C/F	00:40.8005	220.586	Green
165	2	Montoya, Juan Pablo	D/C/C/F	00:40.6443	221.433	Green
166	2	Montoya, Juan Pablo	D/C/C/F	00:41.0317	219.343	Green
167	9	Dixon, Scott	D/C/C/F	00:40.6432	221.439	Green
168	9	Dixon, Scott	D/C/C/F	00:41.0979	218.989	Yellow
169	9	Dixon, Scott	D/C/C/F	01:24.5169	106.488	Yellow
170	26	Munoz, Carlos	D/H/H/F	01:21.2268	110.801	Yellow
171	26	Munoz, Carlos	D/H/H/F	01:31.3742	98.496	Yellow
172	26	Munoz, Carlos	D/H/H/F	01:35.5257	94.215	Yellow
173	25	Wilson, Justin	D/H/H/F	01:25.5318	105.224	Green
174	25	Wilson, Justin	D/H/H/F	00:41.5579	216.565	Green
175	1	Power, Will	D/C/C/F	00:40.6858	221.207	Green
176	1	Power, Will	D/C/C/F	00:40.8923	220.090	Yellow
177	1	Power, Will	D/C/C/F	01:32.9298	96.847	Yellow
178	1	Power, Will	D/C/C/F	02:17.1052	65.643	Yellow
179	1	Power, Will	D/C/C/F	01:58.6706	75.840	Yellow
180	1	Power, Will	D/C/C/F	02:02.7219	73.337	Yellow
181	1	Power, Will	D/C/C/F	01:54.7071	78.461	Yellow
182	1	Power, Will	D/C/C/F	01:47.4122	83.789	Yellow
183	1	Power, Will	D/C/C/F	01:45.5493	85.268	Yellow
184	1	Power, Will	D/C/C/F	01:36.3187	93.440	Yellow
185	1	Power, Will	D/C/C/F	01:23.5351	107.739	Green
186	1	Power, Will	D/C/C/F	00:41.8156	215.231	Green
187	9	Dixon, Scott	D/C/C/F	00:40.0983	224.448	Green
188	1	Power, Will	D/C/C/F	00:40.3583	223.002	Green
189	1	Power, Will	D/C/C/F	00:40.8373	220.387	Green
190	1	Power, Will	D/C/C/F	00:40.5132	222.150	Green
191	1	Power, Will	D/C/C/F	00:40.8998	220.050	Green
192	2	Montoya, Juan Pablo	D/C/C/F	00:40.8733	220.193	Green
193	1	Power, Will	D/C/C/F	00:40.6210	221.560	Green
194	1	Power, Will	D/C/C/F	00:40.9141	219.973	Green
195	1	Power, Will	D/C/C/F	00:40.9776	219.632	Green
196	1	Power, Will	D/C/C/F	00:40.9934	219.548	Green
197	2	Montoya, Juan Pablo	D/C/C/F	00:40.5997	221.677	Green
198	2	Montoya, Juan Pablo	D/C/C/F	00:40.7594	220.808	Green
199	2	Montoya, Juan Pablo	D/C/C/F	00:41.0333	219.334	Green
200	2	Montoya, Juan Pablo	D/C/C/F	00:40.9972	219.527	Checker

(C)hassis: D=Dallara | (A)erokit: C=Chevy, H=Honda | (E)ngine: C=Chevy, H=Honda | (T)ire: F=Firestone

Event: **2015 Indianapolis 500**  
Track: **Indianapolis Motor Speedway**  
Report: **Pit Stop Summary**  
Session: **Race**

Round **6**  
2.5 mile(s)

Verizon IndyCar Series  
May 24, 2015



Rank	Car	Driver	C/A/E/T	Total	Pit Stop Data			
1	2	Montoya, Juan Pablo	D/C/C/ F	9 Pit Stops	Stop	Lap	Race Lap	Time of Race
					1	7	7	00:12:13.1519
					2	8	8	00:14:33.3016
					3	10	10	00:17:44.2101
					4	41	41	00:40:26.8399
					5	66	66	00:59:53.6425
					6	99	99	01:26:18.4613
					7	116	116	01:41:00.9213
					8	151	151	02:11:35.2554
					9	170	170	02:33:00.0227
2	1	Power, Will	D/C/C/ F	6 Pit Stops	Stop	Lap	Race Lap	Time of Race
					1	38	38	00:37:56.6383
					2	66	66	00:59:36.5208
					3	100	100	01:26:44.6230
					4	116	116	01:40:49.9296
					5	151	151	02:11:23.0268
					6	170	170	02:32:48.9635
3	83	Kimball, Charlie	D/C/C/ F	6 Pit Stops	Stop	Lap	Race Lap	Time of Race
					1	37	37	00:37:22.0040
					2	66	66	00:59:38.1977
					3	100	100	01:26:48.0594
					4	116	116	01:40:50.4003
					5	152	152	02:12:09.9856
					6	170	170	02:32:50.7648
4	9	Dixon, Scott	D/C/C/ F	6 Pit Stops	Stop	Lap	Race Lap	Time of Race
					1	35	35	00:35:46.8746
					2	66	66	00:59:34.3480
					3	100	100	01:26:46.4395
					4	116	116	01:40:49.4971
					5	149	149	02:10:00.3395
					6	170	170	02:32:48.6252
5	15	Rahal, Graham	D/H/H/ F	6 Pit Stops	Stop	Lap	Race Lap	Time of Race
					1	37	37	00:37:25.5876
					2	66	66	00:59:41.3072
					3	99	99	01:26:17.9239
					4	116	116	01:40:52.0702
					5	151	151	02:11:34.3517
					6	170	170	02:32:51.1785

(C)hassis: D=Dallara | (A)erokit: C=Chevy, H=Honda | (E)ngine: C=Chevy, H=Honda | (T)ire: F=Firestone

Event: **2015 Indianapolis 500**  
Track: **Indianapolis Motor Speedway**  
Report: **Pit Stop Summary**  
Session: **Race**

Round **6**  
2.5 mile(s)

Verizon IndyCar Series  
May 24, 2015



Rank	Car	Driver	C/A/E/T	Total	Pit Stop Data			
6	27	Andretti, Marco	D/H/H/ F	6 Pit Stops	Stop	Lap	Race Lap	Time of Race
					1	36	36	00:36:39.6191
					2	66	66	00:59:39.8339
					3	99	99	01:26:15.2902
					4	116	116	01:40:51.5506
					5	152	152	02:12:16.1534
					6	170	170	02:32:50.3150
7	3	Castroneves, Helio	D/C/C/ F	6 Pit Stops	Stop	Lap	Race Lap	Time of Race
					1	37	37	00:37:14.2481
					2	66	66	00:59:36.1024
					3	101	101	01:27:28.6950
					4	116	116	01:40:51.0893
					5	151	151	02:11:25.4742
					6	170	170	02:32:51.6567
8	6	Hildebrand, JR	D/C/C/ F	7 Pit Stops	Stop	Lap	Race Lap	Time of Race
					1	35	35	00:35:58.3768
					2	66	66	00:59:39.4199
					3	101	101	01:27:44.0150
					4	116	116	01:40:53.5114
					5	118	118	01:44:27.4322
					6	152	152	02:12:24.9184
					7	170	170	02:32:52.3027
9	21	Newgarden, Josef	D/C/C/ F	6 Pit Stops	Stop	Lap	Race Lap	Time of Race
					1	36	36	00:36:41.9096
					2	66	66	00:59:42.4790
					3	97	97	01:25:04.8852
					4	116	116	01:40:55.9842
					5	148	148	02:09:37.0084
					6	170	170	02:32:54.4594
10	22	Pagenaud, Simon	D/C/C/ F	7 Pit Stops	Stop	Lap	Race Lap	Time of Race
					1	37	37	00:37:08.4652
					2	66	66	00:59:34.9759
					3	100	100	01:26:43.8390
					4	116	116	01:40:48.2836
					5	151	151	02:11:21.6814
					6	170	170	02:32:49.7878
					7	182	182	02:51:19.5170

(C)hassis: D=Dallara | (A)erokit: C=Chevy, H=Honda | (E)ngine: C=Chevy, H=Honda | (T)ire: F=Firestone

Event: **2015 Indianapolis 500**  
Track: **Indianapolis Motor Speedway**  
Report: **Pit Stop Summary**  
Session: **Race**

Round 6  
2.5 mile(s)

Verizon IndyCar Series  
May 24, 2015



Rank	Car	Driver	C/A/E/T	Total	Pit Stop Data			
11	11	Bourdais, Sebastien	D/C/C/ F	6 Pit Stops	Stop	Lap	Race Lap	Time of Race
					1	38	38	00:38:05.9773
					2	66	66	00:59:42.6732
					3	96	96	01:24:22.0976
					4	116	116	01:40:54.8193
					5	151	151	02:11:37.4097
					6	170	170	02:32:53.6179
12	5	Briscoe, Ryan	D/H/H/ F	7 Pit Stops	Stop	Lap	Race Lap	Time of Race
					1	3	3	00:05:48.3866
					2	39	39	00:39:08.6892
					3	66	66	00:59:59.3290
					4	99	100	01:26:43.4479
					5	116	116	01:41:08.1642
					6	150	150	02:11:12.8041
					7	170	170	02:33:05.4383
13	14	Sato, Takuma	D/H/H/ F	10 Pit Stops	Stop	Lap	Race Lap	Time of Race
					1	1	3	00:05:14.6268
					2	3	5	00:09:22.5372
					3	6	8	00:14:29.5831
					4	8	10	00:17:46.7482
					5	41	43	00:41:58.4154
					6	66	68	01:04:21.9196
					7	98	101	01:27:30.9072
					8	118	119	01:46:53.4369
					9	151	152	02:12:31.8851
					10	171	171	02:35:12.6463
14	24	Bell, Townsend	D/C/C/ F	6 Pit Stops	Stop	Lap	Race Lap	Time of Race
					1	37	37	00:37:47.4551
					2	66	66	00:59:55.6088
					3	100	100	01:27:21.8169
					4	116	116	01:41:06.6147
					5	151	151	02:11:48.8216
					6	170	170	02:33:04.2452

(C)hassis: D=Dallara | (A)erokit: C=Chevy, H=Honda | (E)ngine: C=Chevy, H=Honda | (T)ire: F=Firestone

Event: **2015 Indianapolis 500**  
 Track: **Indianapolis Motor Speedway**  
 Report: **Pit Stop Summary**  
 Session: **Race**

Round **6**  
 2.5 mile(s)

Verizon IndyCar Series  
 May 24, 2015



Rank	Car	Driver	C/A/E/T	Total	Pit Stop Data			
15	28	Hunter-Reay, Ryan	D/H/H/ F	6 Pit Stops	Stop	Lap	Race Lap	Time of Race
					1	37	37	00:37:30.3752
					2	61	62	00:54:37.5271
					3	96	96	01:24:27.4736
					4	116	116	01:40:57.3075
					5	147	147	02:08:59.6721
					6	170	170	02:32:54.4863
16	98	Chaves, Gabby (R)	D/H/H/ F	6 Pit Stops	Stop	Lap	Race Lap	Time of Race
					1	37	38	00:38:03.6874
					2	68	68	01:04:24.9524
					3	100	100	01:27:25.8198
					4	116	116	01:41:08.9784
					5	151	151	02:11:51.6598
					6	170	170	02:33:06.9509
17	48	Tagliani, Alex	D/H/H/ F	7 Pit Stops	Stop	Lap	Race Lap	Time of Race
					1	35	36	00:36:19.2982
					2	66	66	01:00:01.3571
					3	100	101	01:27:34.7202
					4	120	120	01:48:01.7641
					5	122	122	01:51:12.5425
					6	155	155	02:17:15.0084
					7	170	170	02:33:12.6568
18	7	Jakes, James	D/H/H/ F	8 Pit Stops	Stop	Lap	Race Lap	Time of Race
					1	36	36	00:37:02.2549
					2	66	66	00:59:59.7701
					3	99	100	01:27:10.6913
					4	119	119	01:46:52.7808
					5	151	151	02:12:05.0933
					6	158	158	02:22:38.6212
					7	170	170	02:33:18.3258
					8	182	182	02:51:30.1602

(C)hassis: D=Dallara | (A)erokit: C=Chevy, H=Honda | (E)ngine: C=Chevy, H=Honda | (T)ire: F=Firestone

Event: **2015 Indianapolis 500**  
 Track: **Indianapolis Motor Speedway**  
 Report: **Pit Stop Summary**  
 Session: **Race**

Round **6**  
 2.5 mile(s)

Verizon IndyCar Series  
 May 24, 2015



Rank	Car	Driver	C/A/E/T	Total	Pit Stop Data			
19	29	de Silvestro, Simona	D/H/H/ F	8 Pit Stops	Stop	Lap	Race Lap	Time of Race
					1	7	7	00:12:13.6042
					2	8	8	00:14:04.2288
					3	41	41	00:40:20.9836
					4	68	68	01:04:07.2253
					5	99	99	01:26:33.4104
					6	116	116	01:41:00.1672
					7	151	151	02:11:45.2289
					8	170	170	02:32:57.3820
20	26	Munoz, Carlos	D/H/H/ F	8 Pit Stops	Stop	Lap	Race Lap	Time of Race
					1	36	36	00:36:40.1162
					2	66	66	00:59:40.7461
					3	99	99	01:26:22.0310
					4	116	116	01:40:52.7767
					5	150	150	02:10:51.3467
					6	151	152	02:12:12.2434
					7	157	157	02:20:43.6308
					8	198	198	03:04:48.8699
21	25	Wilson, Justin	D/H/H/ F	8 Pit Stops	Stop	Lap	Race Lap	Time of Race
					1	36	36	00:36:38.9164
					2	60	60	00:53:48.7469
					3	69	69	01:05:04.2603
					4	100	100	01:27:18.1794
					5	119	119	01:46:39.2624
					6	151	151	02:11:50.8449
					7	158	158	02:22:29.3708
					8	198	198	03:04:55.2740
22	63	Mann, Pippa	D/H/H/ F	11 Pit Stops	Stop	Lap	Race Lap	Time of Race
					1	1	1	00:02:03.2937
					2	6	6	00:11:19.1711
					3	38	39	00:38:52.8476
					4	68	69	01:05:20.9004
					5	97	99	01:26:21.0499
					6	114	116	01:41:10.8805
					7	115	117	01:43:44.9940
					8	147	150	02:10:57.8563
					9	152	155	02:17:27.7049
					10	168	171	02:34:41.3881
					11	179	182	02:51:40.0163

(C)hassis: D=Dallara | (A)erokit: C=Chevy, H=Honda | (E)ngine: C=Chevy, H=Honda | (T)ire: F=Firestone

Event: **2015 Indianapolis 500**  
Track: **Indianapolis Motor Speedway**  
Report: **Pit Stop Summary**  
Session: **Race**

Round **6**  
2.5 mile(s)

Verizon IndyCar Series  
May 24, 2015



Rank	Car	Driver	C/A/E/T	Total	Pit Stop Data			
23	17	Saavedra, Sebastian	D/C/C/ F	6 Pit Stops	Stop	Lap	Race Lap	Time of Race
					1	36	37	00:37:07.1620
					2	66	66	01:00:02.2230
					3	99	100	01:26:47.5587
					4	116	116	01:41:10.3787
					5	150	151	02:11:16.2147
					6	170	170	02:33:07.5614
24	41	Hawksworth, Jack	D/H/H/ F	7 Pit Stops	Stop	Lap	Race Lap	Time of Race
					1	8	8	00:14:14.5592
					2	41	41	00:40:35.0451
					3	66	66	01:00:00.0481
					4	100	100	01:27:23.3908
					5	116	116	01:41:09.5554
					6	150	150	02:11:11.6534
					7	170	170	02:33:08.9608
25	4	Coletti, Stefano (R)	D/C/C/ F	7 Pit Stops	Stop	Lap	Race Lap	Time of Race
					1	37	37	00:37:51.9843
					2	66	66	01:00:03.9725
					3	100	101	01:27:28.9838
					4	116	116	01:41:25.4245
					5	151	151	02:12:02.6862
					6	156	156	02:19:16.3631
					7	170	170	02:33:09.1471
26	10	Kanaan, Tony	D/C/C/ F	5 Pit Stops	Stop	Lap	Race Lap	Time of Race
					1	36	36	00:36:29.4610
					2	66	66	00:59:35.4074
					3	98	98	01:25:22.8523
					4	116	116	01:40:48.7566
					5	150	150	02:10:44.3070
27	19	Davison, James	D/H/H/ F	4 Pit Stops	Stop	Lap	Race Lap	Time of Race
					1	36	37	00:37:05.3770
					2	66	66	01:00:02.3610
					3	100	100	01:27:27.9745
					4	116	123	01:52:37.4194

(C)hassis: D=Dallara | (A)erokit: C=Chevy, H=Honda | (E)ngine: C=Chevy, H=Honda | (T)ire: F=Firestone

Event: **2015 Indianapolis 500**  
 Track: **Indianapolis Motor Speedway**  
 Report: **Pit Stop Summary**  
 Session: **Race**

Round 6  
 2.5 mile(s)

Verizon IndyCar Series  
 May 24, 2015



Rank	Car	Driver	C/A/E/T	Total	Pit Stop Data			
28	18	Vautier, Tristan	D/H/H/ F	4 Pit Stops	Stop	Lap	Race Lap	Time of Race
					1	35	36	00:36:30.6481
					2	69	69	01:05:15.9559
					3	99	100	01:26:49.3437
					4	116	123	01:52:37.4195
29	32	Servia, Oriol	D/H/H/ F	3 Pit Stops	Stop	Lap	Race Lap	Time of Race
					1	36	36	00:36:46.0458
					2	66	66	00:59:43.5413
					3	100	100	01:27:08.4525
30	20	Carpenter, Ed	D/C/C/ F	3 Pit Stops	Stop	Lap	Race Lap	Time of Race
					1	37	37	00:37:37.3729
					2	66	66	00:59:57.9362
					3	101	101	01:28:02.8902
31	88	Clauson, Bryan	D/C/C/ F	2 Pit Stops	Stop	Lap	Race Lap	Time of Race
					1	5	5	00:09:42.1824
					2	39	40	00:39:22.8935

(C)hassis: D=Dallara | (A)erokit: C=Chevy, H=Honda | (E)ngine: C=Chevy, H=Honda | (T)ire: F=Firestone

**Event:** 2015 Indianapolis 500  
**Track:** Indianapolis Motor Speedway - 2.5 mile(s)  
**Report:** Race Lap Chart  
**Session:** Race

**Round 6**  
**2.5 mile(s)**  
**Verizon IndyCar Series**  
**May 24, 2015**



**Drivers in Race:**

	Lap->	1	2	3	4	5	6	7	8	9	10	11	12	13	14	15	16	17	18	19	20	21	22	23	24	25	26	27	28	29	30	31	32	33	34	35	36	37	38	39	40					
9 - Dixon, Scott (1)	1	9	9	9	9	9	9	9	9	9	9	9	9	9	9	9	9	9	9	9	10	10	9	10	10	10	9	9	9	9	9	9	9	9	9	9	22	22	1	1	2	2				
1 - Power, Will (2)	2	1	1	1	1	1	1	1	1	1	1	1	1	1	22	22	10	10	10	9	9	10	9	9	9	9	10	10	10	10	10	10	10	10	10	10	3	22	2	29	29					
22 - Pagnaud, Simon (3)	3	22	22	22	22	22	22	22	22	22	22	22	22	22	1	10	22	22	22	22	22	22	22	22	22	22	22	22	22	22	22	22	22	22	22	1	1	11	5	41	41					
25 - Wilson, Justin (6)	4	25	25	25	25	25	25	25	25	25	25	25	10	10	1	1	1	1	1	1	1	1	1	1	1	1	1	1	1	1	1	1	1	1	1	3	83	3	29	22	9					
10 - Kanaan, Tony (4)	5	10	10	10	10	10	10	10	10	10	10	10	10	25	25	25	25	25	25	25	25	25	25	25	25	25	25	25	3	3	3	3	3	3	3	3	25	10	2	41	9	22				
3 - Castroneves, Helio (5)	6	3	3	3	3	3	3	3	3	3	3	3	3	3	3	3	3	3	3	3	3	3	3	3	3	3	3	25	25	25	25	25	25	25	25	25	25	27	20	5	11	10	10			
27 - Andretti, Marco (8)	7	27	27	27	27	27	27	27	27	27	27	27	27	27	27	27	27	27	27	27	27	27	27	27	27	27	27	27	27	27	27	27	27	27	27	27	27	27	27	27	27	27	27	27		
21 - Newgarden, Josef (9)	8	21	21	21	21	21	21	21	21	21	21	21	21	21	21	21	21	21	21	21	21	21	21	21	21	21	21	26	26	26	26	26	26	26	26	26	9	15	29	22	1	1				
11 - Bourdais, Sebastien (7)	9	11	11	11	11	11	11	11	11	11	11	11	11	11	20	20	20	11	11	11	11	26	26	26	26	26	26	21	6	6	6	6	6	6	6	83	98	41	9	5	25					
20 - Carpenter, Ed (12)	10	20	20	20	20	20	20	20	20	20	20	20	20	11	11	11	20	20	26	11	6	6	6	6	6	6	6	21	21	21	21	83	83	83	21	28	15	10	25	27						
26 - Munoz, Carlos (11)	11	26	26	26	26	26	26	26	26	26	26	26	26	26	26	26	26	26	26	20	20	11	11	11	11	11	11	83	83	83	83	83	21	21	21	20	2	28	3	27	6					
6 - Hildebrand, JR (10)	12	6	6	6	6	6	6	6	6	6	6	6	6	6	6	83	83	83	83	6	83	83	83	83	83	83	11	11	11	11	11	11	20	20	11	25	88	27	26	83						
83 - Kimball, Charlie (14)	13	83	83	83	83	83	83	83	83	83	83	83	83	48	83	83	6	6	6	6	83	20	20	20	20	20	20	20	20	20	20	20	20	20	11	11	15	5	63	25	6	26				
2 - Montoya, Juan Pablo (15)	14	2	2	2	2	2	48	48	48	48	48	48	83	48	48	48	48	48	48	48	48	48	48	48	48	48	48	48	48	48	48	48	48	48	48	48	48	48	48	48	48	48	48	48		
29 - de Silvestro, Simona (18)	15	29	29	29	29	29	32	32	32	32	32	32	15	15	15	15	15	15	15	15	15	15	15	15	15	15	15	15	15	15	15	15	15	15	15	15	15	15	15	15	15	15	15	15		
48 - Tagliani, Alex (20)	16	48	48	48	48	48	15	15	15	15	15	15	28	28	28	28	28	28	28	28	28	28	28	28	28	28	28	28	32	32	32	32	32	32	32	32	32	32	32	32	32	32	32	32	32	
32 - Servia, Oriol (13)	17	32	32	32	32	32	28	28	28	28	28	28	32	32	32	32	32	32	32	32	32	32	32	32	32	32	32	32	28	28	28	28	28	28	28	28	28	28	28	28	28	28	28	28	28	
15 - Rahal, Graham (17)	18	15	15	15	15	15	24	24	24	24	24	24	7	7	7	7	7	7	7	7	7	7	7	7	7	7	7	7	7	7	7	7	7	7	7	7	7	7	7	7	7	7	7	7	7	
28 - Hunter-Reay, Ryan (16)	19	28	28	28	28	28	2	7	7	7	7	7	17	17	17	17	17	17	17	17	17	17	17	17	17	17	17	17	17	17	17	17	17	17	17	17	17	17	17	17	17	17	17	17	17	
24 - Bell, Townsend (23)	20	24	24	24	24	24	7	17	17	17	17	17	19	98	98	98	98	98	98	98	98	98	98	98	17	17	17	17	17	17	17	17	17	17	17	17	17	17	17	17	17	17	17	17	17	17
7 - Jakes, James (19)	21	7	7	7	7	7	29	98	98	98	98	98	19	19	5	5	5	5	5	5	5	5	5	5	5	5	5	5	5	5	5	5	5	5	5	5	5	5	5	5	5	5	5	5	5	5
17 - Saavedra, Sebastian (27)	22	17	17	17	17	17	17	19	19	19	19	19	5	5	5	19	19	19	19	19	19	19	19	19	19	19	19	19	19	19	19	19	19	19	19	19	19	19	19	19	19	19	19	19	19	19
41 - Hawksworth, Jack (28)	23	41	98	98	98	98	98	4	4	4	4	4	4	4	4	24	24	24	24	24	24	24	24	24	24	24	24	2	2	2	2	2	2	2	2	2	2	2	2	2	2	2	2	2	2	2
98 - Chaves, Gabby (26)	24	98	41	41	41	41	41	18	18	18	18	18	24	4	4	4	4	4	4	4	4	4	4	4	4	4	2	2	24	24	24	24	24	24	24	24	24	24	24	24	24	24	24	24	24	24
19 - Davison, James (33)	25	19	19	19	19	19	19	5	5	5	5	5	18	18	2	2	2	2	2	2	2	2	2	2	2	2	2	4	4	29	29	29	29	29	29	29	29	29	29	29	29	29	29	29	29	
4 - Coletti, Stefano (29)	26	4	4	4	4	4	4	29	88	88	88	88	41	41	18	18	18	18	18	18	18	29	29	29	29	4	4	4	4	4	4	4	4	4	4	4	4	4	4	4	4	4	4	4	4	4
88 - Clauson, Bryan (30)	27	88	88	88	88	18	18	18	88	63	63	63	63	88	2	41	41	29	29	29	18	18	18	18	41	41	41	41	41	41	41	41	41	41	41	41	41	41	41	41	41	41	41	41	41	
18 - Vautier, Tristan (32)	28	18	18	18	18	5	5	5	63	41	41	41	41	2	29	29	29	41	41	41	41	41	41	41	41	41	18	18	18	18	18	18	18	18	18	18	18	18	18	18	18	18	18	18	18	18
63 - Mann, Pippa (25)	29	63	5	63	63	63	88	88	41	29	29	29	2	63	88	88	88	88	88	88	88	88	88	88	88	88	88	88	88	88	88	88	88	88	88	88	88	88	88	88	88	88	88	88	88	88
5 - Briscoe, Ryan (31)	30	5	63	5	5	88	63	63	2	2	2	2	29	29	63	63	63	63	63	63	63	63	63	63	63	63	63	63	63	63	63	63	63	63	63	63	63	63	63	63	63	63	63	63	63	63
14 - Sato, Takuma (24)	31	14	14	14	14	14	14	14	14	14	14	14	14	14	14	14	14	14	14	14	14	14	14	14	14	14	14	14	14	14	14	14	14	14	14	14	14	14	14	14	14	14	14	14	14	

Pit Stop Fastest Lap Lapped Car

**Event:** 2015 Indianapolis 500  
**Track:** Indianapolis Motor Speedway - 2.5 mile(s)  
**Report:** Race Lap Chart  
**Session:** Race

**Round 6**  
**2.5 mile(s)**  
**Verizon IndyCar Series**  
**May 24, 2015**



**Drivers in Race:**

	Lap->	41	42	43	44	45	46	47	48	49	50	51	52	53	54	55	56	57	58	59	60	61	62	63	64	65	66	67	68	69	70	71	72	73	74	75	76	77	78	79	80		
9 - Dixon, Scott (1)	1	9	9	9	9	9	9	9	9	9	9	9	9	9	9	9	9	9	9	9	9	9	9	9	9	9	9	22	22	22	22	9	22	10	10	9	10	10	10	10	10		
1 - Power, Will (2)	2	22	22	22	22	22	22	22	22	22	22	22	10	22	10	10	10	10	10	10	10	10	10	10	22	22	22	22	9	9	9	9	22	9	9	9	10	9	9	9	9	9	
22 - Pagnaud, Simon (3)	3	10	10	10	10	10	10	10	10	10	10	10	10	22	10	22	22	22	22	22	22	22	22	22	10	10	10	10	10	10	10	10	22	1	1	1	1	1	1	22	22	22	22
25 - Wilson, Justin (6)	4	29	3	3	3	3	3	3	3	3	3	3	3	3	3	3	3	3	3	3	3	3	3	3	3	3	3	1	1	1	1	1	1	1	1	22	22	22	22	1	1	1	
10 - Kanaan, Tony (4)	5	3	1	1	1	1	1	1	1	1	1	1	1	1	1	1	1	1	1	1	1	1	1	1	1	1	1	3	3	3	3	3	3	3	3	83	83	83	83	83	83		
3 - Castroneves, Helio (5)	6	1	25	25	25	25	6	6	6	6	83	83	83	83	83	83	83	83	83	83	83	83	83	83	83	83	83	83	83	83	83	83	83	3	3	3	3	3	3	3	3		
27 - Andretti, Marco (8)	7	2	27	6	6	6	25	25	25	83	6	25	25	25	25	25	25	25	25	6	6	6	6	6	6	6	6	27	27	27	27	27	2	2	2	2	2	2	2	2	2	2	
21 - Newgarden, Josef (9)	8	25	6	27	83	83	83	83	25	25	6	6	6	6	6	6	6	6	25	27	27	27	27	27	27	27	27	2	2	2	2	2	27	27	15	15	15	15	15	15	15		
11 - Bourdais, Sebastien (7)	9	27	83	83	27	27	27	27	27	27	27	27	27	27	27	27	27	27	27	26	26	26	2	2	2	26	15	15	15	15	15	15	15	15	27	27	27	27	27	27	27		
20 - Carpenter, Ed (12)	10	6	21	21	21	21	21	21	21	21	21	21	21	21	21	21	21	21	21	21	21	2	26	26	26	15	6	6	6	6	21	21	21	21	21	21	21	21	21	21	21	21	
26 - Munoz, Carlos (11)	11	41	26	26	26	26	26	26	26	26	26	26	26	26	26	26	26	26	26	2	2	21	15	15	15	21	26	26	26	26	26	26	26	26	26	26	26	26	26	26	26	26	
6 - Hildebrand, JR (10)	12	83	11	11	11	11	11	11	11	11	11	11	11	11	11	11	11	11	11	15	15	21	21	21	11	11	11	11	21	20	20	20	20	20	20	20	20	20	20	20	20		
83 - Kimball, Charlie (14)	13	21	20	48	48	48	48	48	48	48	15	15	15	15	15	15	15	2	15	24	24	24	24	24	32	21	21	21	11	6	6	6	6	6	6	6	6	6	6	6	6	6	
2 - Montoya, Juan Pablo (15)	14	26	48	20	15	15	15	15	15	15	15	48	2	2	2	2	2	15	32	11	11	11	11	11	2	24	24	24	24	24	24	24	24	24	24	24	24	24	24	24	24	24	
29 - de Silvestro, Simona (18)	15	20	15	15	20	20	2	2	2	2	2	2	48	48	48	48	48	32	32	24	32	32	32	32	24	32	32	32	20	11	32	32	32	32	32	32	32	32	32	32	32		
48 - Tagliani, Alex (20)	16	11	32	32	2	2	20	20	20	20	20	32	32	32	32	32	32	48	24	48	48	48	48	48	20	20	20	20	32	11	11	11	11	11	11	11	11	11	11	11	41		
32 - Servia, Oriol (13)	17	48	28	2	32	32	32	32	32	32	32	24	24	24	24	24	48	20	20	20	20	20	20	20	5	5	5	5	5	5	5	5	41	41	41	41	41	41	41	41	41	11	
15 - Rahal, Graham (17)	18	15	2	28	28	28	28	28	28	24	24	20	20	20	20	20	20	20	28	7	7	7	7	7	7	7	7	7	7	7	41	5	5	5	5	5	5	5	5	5	5		
28 - Hunter-Reay, Ryan (16)	19	32	7	7	7	7	7	7	24	28	28	28	28	28	28	28	28	28	7	5	5	5	5	5	5	41	41	41	41	41	41	7	7	7	7	7	7	7	7	7	7	7	
24 - Bell, Townsend (23)	20	28	19	24	24	24	24	24	7	7	7	7	7	7	7	7	7	7	5	41	41	41	41	41	41	48	48	48	48	17	17	19	19	19	19	19	19	19	19	19	19		
7 - Jakes, James (19)	21	7	24	5	5	5	5	5	5	5	5	5	5	5	5	5	5	5	41	17	17	17	17	17	17	17	17	17	17	48	19	17	17	4	4	4	4	4	4	4	4		
17 - Saavedra, Sebastian (27)	22	19	5	19	19	17	17	17	17	17	17	17	17	17	17	17	17	41	25	19	19	19	19	19	19	19	19	19	19	4	4	4	4	28	28	28	28	28	28	28	28		
41 - Hawksworth, Jack (28)	23	24	17	17	17	19	19	19	19	19	19	19	19	19	41	41	41	41	17	17	4	4	4	4	4	4	4	4	4	4	28	28	28	17	17	17	17	17	17	17	17		
98 - Chaves, Gabby (26)	24	5	41	41	41	41	41	41	41	41	41	41	41	19	19	19	19	19	29	29	29	29	29	29	29	29	29	29	18	28	28	29	29	29	29	29	29	29	29	29	29		
19 - Davison, James (33)	25	17	4	4	4	4	4	4	4	4	4	4	4	4	4	4	4	4	28	98	98	98	98	98	98	98	98	25	25	29	48	48	48	48	48	48	48	48	48	48			
4 - Coletti, Stefano (29)	26	4	29	18	18	18	18	18	29	29	29	29	29	29	29	29	29	29	18	18	18	18	18	18	18	18	18	18	18	25	18	18	18	18	18	18	18	18	18	98	98		
88 - Clauson, Bryan (30)	27	18	18	29	29	29	29	29	18	18	18	18	18	18	18	18	18	18	18	18	18	18	18	18	18	18	18	18	18	25	25	25	25	25	25	25	25	25	25	25	25		
18 - Vautier, Tristan (32)	28	98	98	98	98	98	98	98	98	98	98	98	98	98	98	98	98	98	98	25	28	28	28	28	28	28	28	28	28	28	28	25	25	25	25	25	25	25	25	25	25		
63 - Mann, Pippa (25)	29	88	88	88	88	88	88	88	88	88	88	88	88	88	88	88	88	88	88	88	63	63	63	63	63	63	63	63	63	63	63	63	63	63	63	63	63	63	63	63	63		
5 - Briscoe, Ryan (31)	30	63	63	63	63	63	63	63	63	63	63	63	63	63	63	63	63	63	63	63	14	14	14	14	14	14	14	14	14	14	14	14	14	14	14	14	14	14	14	14	14		
14 - Sato, Takuma (24)	31	14	14	14	14	14	14	14	14	14	14	14	14	14	14	14	14	14	14	14	14	14	14	14	14	14	14	14	14	14	14	14	14	14	14	14	14	14	14	14	14		

Pit Stop Fastest Lap Lapped Car



**Event:** 2015 Indianapolis 500  
**Track:** Indianapolis Motor Speedway - 2.5 mile(s)  
**Report:** Race Lap Chart  
**Session:** Race

**Round 6**  
**2.5 mile(s)**  
**Verizon IndyCar Series**  
**May 24, 2015**



**Drivers in Race:**

	Lap->	121	122	123	124	125	126	127	128	129	130	131	132	133	134	135	136	137	138	139	140	141	142	143	144	145	146	147	148	149	150	151	152	153	154	155	156	157	158	159	160					
9 - Dixon, Scott (1)	1	22	22	22	1	22	9	9	22	9	9	9	9	9	9	9	9	9	9	9	9	9	9	9	9	9	9	9	9	22	22	83	83	48	48	83	83	83	83	83	83	83				
1 - Power, Will (2)	2	1	1	1	22	1	22	22	9	22	2	2	22	22	22	22	22	22	22	22	22	22	22	22	22	22	22	22	22	2	2	22	27	83	83	22	22	22	22	22	22	22				
22 - Pagnaud, Simon (3)	3	9	9	9	9	9	2	2	2	2	22	22	22	2	2	2	2	2	2	2	2	2	2	2	2	2	2	2	1	1	1	48	22	22	9	9	9	9	9	9	9					
25 - Wilson, Justin (6)	4	2	2	2	2	2	1	10	10	10	1	1	1	1	1	1	1	1	1	1	1	1	1	1	1	1	1	1	1	10	3	27	6	9	2	2	2	2	2	2	2					
10 - Kanaan, Tony (4)	5	3	3	3	10	10	10	1	1	1	10	10	10	10	10	10	10	10	10	10	10	10	10	10	10	10	10	10	10	3	83	3	22	2	9	1	1	1	1	1	1					
3 - Castroneves, Helio (5)	6	10	10	10	83	83	83	83	3	3	3	3	3	3	3	3	3	3	3	3	3	3	3	3	3	3	3	3	3	83	15	6	9	1	1	3	3	3	3	3	27					
27 - Andretti, Marco (8)	7	83	83	83	15	3	3	3	83	83	83	83	83	83	83	83	83	83	83	83	83	83	83	83	83	83	83	83	83	26	24	15	2	3	27	27	27	27	27	27	15					
21 - Newgarden, Josef (9)	8	27	27	27	3	15	15	15	15	15	15	15	15	15	26	26	26	26	26	26	26	26	26	26	26	26	26	26	26	15	27	2	1	27	3	6	6	6	6	15	6					
11 - Bourdais, Sebastien (7)	9	15	15	15	26	26	26	26	26	26	26	26	26	26	15	15	15	15	15	15	15	15	15	15	15	15	15	15	9	98	48	3	6	6	15	15	15	15	6	3						
20 - Carpenter, Ed (12)	10	26	26	26	27	27	27	27	24	24	24	24	24	24	24	24	24	24	24	24	24	24	24	24	24	24	24	24	24	11	11	15	15	15	24	24	24	24	24	24	24					
26 - Munoz, Carlos (11)	11	24	24	24	24	24	24	24	27	27	27	27	27	27	27	27	27	27	27	27	27	27	27	27	27	27	27	27	27	10	29	24	24	24	11	11	11	11	11	11	11					
6 - Hildebrand, JR (10)	12	11	11	11	21	21	21	21	21	21	21	21	21	21	21	21	21	21	21	21	21	21	21	21	21	21	21	21	98	98	98	98	98	98	98	98	98	98	98	98	98					
83 - Kimball, Charlie (14)	13	21	21	21	11	11	98	98	98	98	98	98	98	98	98	98	98	98	98	98	98	98	98	98	98	98	98	98	21	11	11	11	11	11	11	11	11	11	11	5	5					
2 - Montoya, Juan Pablo (15)	14	5	5	5	98	98	11	11	11	11	11	11	11	11	11	11	11	11	11	11	11	11	11	11	11	11	11	11	11	21	21	21	41	41	41	41	29	25	41	41	41	21				
29 - de Silvestro, Simona (18)	15	98	98	98	5	5	5	5	5	5	5	5	5	5	5	5	5	5	5	5	5	5	5	5	5	5	5	5	41	41	41	21	21	5	5	4	98	5	5	5	21	21	21	41	41	
48 - Tagliani, Alex (20)	16	28	28	28	28	28	28	28	41	41	41	41	41	41	41	41	41	41	41	41	41	41	41	41	41	41	41	41	5	5	5	5	5	17	17	7	10	21	21	21	17	17	17	17	28	
32 - Servia, Oriol (13)	17	41	41	41	41	41	41	17	41	28	28	28	28	28	28	28	17	17	17	17	17	17	17	17	17	17	17	17	17	4	6	48	4	17	17	17	28	28	28	28	28	28	17			
15 - Rahal, Graham (17)	18	17	17	17	17	17	17	41	17	17	17	17	17	17	17	17	28	28	28	28	28	4	4	4	4	4	4	4	4	6	4	25	7	28	28	28	29	29	29	29	29	29	29			
28 - Hunter-Reay, Ryan (16)	19	29	29	29	4	4	4	4	4	4	4	4	4	4	4	4	4	4	4	4	4	4	4	4	4	4	4	4	28	28	28	28	28	6	29	29	9	41	29	29	29	4	48	48	48	48
24 - Bell, Townsend (23)	20	4	4	4	29	29	29	29	29	29	29	29	29	29	29	29	29	29	29	29	29	29	29	29	29	29	29	29	6	29	7	7	41	5	4	4	4	48	4	25	4	4	26			
7 - Jakes, James (19)	21	6	6	6	25	25	25	25	25	25	7	7	7	7	7	7	7	6	6	6	6	6	6	6	6	6	6	6	29	7	48	48	5	21	25	25	25	25	25	7	26	26	4			
17 - Saavedra, Sebastian (27)	22	25	25	25	7	7	7	7	7	7	25	25	25	25	25	6	6	7	7	7	7	7	7	7	7	7	7	7	7	48	25	25	17	17	7	7	7	7	7	4	25	7	7			
41 - Hawksworth, Jack (28)	23	7	7	7	48	6	6	6	6	6	6	6	6	6	6	25	25	25	25	25	25	25	25	25	25	25	25	25	25	25	25	21	14	14	28	26	26	26	26	26	26	7	25	25		
98 - Chaves, Gabby (26)	24	48	48	48	6	48	48	48	48	48	48	48	48	48	48	48	48	48	48	48	48	48	48	48	48	48	48	48	28	14	21	21	26	14	14	14	14	14	14	14	14	14	14			
19 - Davison, James (33)	25	14	14	14	14	14	14	14	14	14	14	14	14	14	14	14	14	14	14	14	14	14	14	14	14	14	14	14	14	28	28	28	14	63	63	63	63	63	63	63	63	63	63			
4 - Coletti, Stefano (29)	26	63	63	63	63	63	63	63	63	63	63	63	63	63	63	63	63	63	63	63	63	63	63	63	63	63	63	63	63	63	63	63	63	63	63	63	63	63	63	63	63	63	63			
88 - Clauson, Bryan (30)	27																																													
18 - Vautier, Tristan (32)	28																																													
63 - Mann, Pippa (25)	29																																													
5 - Briscoe, Ryan (31)	30																																													
14 - Sato, Takuma (24)	31																																													

Pit Stop Fastest Lap Lapped Car

**Event:** 2015 Indianapolis 500  
**Track:** Indianapolis Motor Speedway - 2.5 mile(s)  
**Report:** Race Lap Chart  
**Session:** Race

**Round 6**  
**2.5 mile(s)**  
**Verizon IndyCar Series**  
**May 24, 2015**



**Drivers in Race:**

- 9 - Dixon, Scott (1)
- 1 - Power, Will (2)
- 22 - Pagnaud, Simon (3)
- 25 - Wilson, Justin (6)
- 10 - Kanaan, Tony (4)
- 3 - Castroneves, Helio (5)
- 27 - Andretti, Marco (8)
- 21 - Newgarden, Josef (9)
- 11 - Bourdais, Sebastien (7)
- 20 - Carpenter, Ed (12)
- 26 - Munoz, Carlos (11)
- 6 - Hildebrand, JR (10)
- 83 - Kimball, Charlie (14)
- 2 - Montoya, Juan Pablo (15)
- 29 - de Silvestro, Simona (18)
- 48 - Tagliani, Alex (20)
- 32 - Servia, Oriol (13)
- 15 - Rahal, Graham (17)
- 28 - Hunter-Reay, Ryan (16)
- 24 - Bell, Townsend (23)
- 7 - Jakes, James (19)
- 17 - Saavedra, Sebastian (27)
- 41 - Hawksworth, Jack (28)
- 98 - Chaves, Gabby (26)
- 19 - Davison, James (33)
- 4 - Coletti, Stefano (29)
- 88 - Clauson, Bryan (30)
- 18 - Vautier, Tristan (32)
- 63 - Mann, Pippa (25)
- 5 - Briscoe, Ryan (31)
- 14 - Sato, Takuma (24)

Lap->	161	162	163	164	165	166	167	168	169	170	171	172	173	174	175	176	177	178	179	180	181	182	183	184	185	186	187	188	189	190	191	192	193	194	195	196	197	198	199	200		
1	83	83	9	9	2	2	9	9	9	26	26	26	25	25	1	1	1	1	1	1	1	1	1	1	1	1	1	9	1	1	1	1	2	1	1	1	1	2	2	2	2	
2	9	9	2	2	9	9	1	1	1	25	25	25	26	1	2	2	2	2	2	2	2	2	2	2	2	2	9	1	9	9	9	2	1	2	9	9	9	1	1	1	1	
3	22	2	83	1	1	1	2	2	2	9	1	1	1	2	9	9	9	9	9	9	9	9	9	9	9	9	2	2	2	2	2	9	9	9	2	2	2	9	83	83	83	
4	2	22	1	83	22	22	22	22	22	1	2	2	2	26	25	26	26	26	26	83	26	26	26	26	26	26	83	83	83	83	83	83	83	83	83	83	83	83	9	9	9	
5	1	1	22	22	27	27	27	27	27	22	9	9	9	9	22	83	83	83	83	26	83	83	83	83	83	83	26	26	26	26	26	26	26	26	26	26	26	26	15	15	15	
6	27	27	27	27	83	83	15	83	83	27	22	22	22	22	26	25	25	25	25	25	25	25	25	25	25	25	25	25	25	25	15	15	15	15	15	15	15	15	15	27	27	27
7	15	3	15	15	15	15	83	15	15	83	3	3	3	3	3	3	21	21	21	21	21	21	21	21	21	21	15	21	21	15	25	27	27	27	27	27	27	27	6	6	3	
8	3	15	3	3	3	3	3	3	3	15	83	83	83	83	83	21	3	3	3	3	3	3	3	3	3	3	21	15	15	27	27	6	6	6	6	6	6	6	6	3	3	6
9	6	6	6	6	6	6	6	6	6	3	27	27	27	27	27	15	15	15	15	15	15	15	15	15	15	15	27	27	27	6	6	25	25	25	3	3	3	3	21	21	21	
10	24	24	24	24	24	98	98	98	98	6	15	15	15	15	15	27	27	27	27	27	27	27	27	27	27	27	3	6	6	21	21	21	21	3	25	21	21	21	22	22	22	
11	11	11	11	98	98	24	24	24	24	11	24	24	24	21	21	6	6	6	6	6	6	6	6	6	6	6	6	3	3	11	11	3	3	21	21	11	11	22	11	11	11	
12	98	98	98	11	5	5	5	5	5	21	5	5	5	24	24	24	24	24	24	24	24	24	24	24	24	24	11	11	5	5	11	11	11	11	5	22	11	5	5	5		
13	5	5	5	11	11	11	11	11	11	28	11	11	11	5	11	11	11	11	11	11	11	11	11	11	11	5	11	5	5	3	3	5	5	5	5	22	5	5	14	14	14	
14	21	21	21	21	21	21	21	21	21	29	21	21	21	11	6	5	5	5	5	5	5	5	5	5	5	5	98	5	24	24	14	14	14	22	22	14	14	14	24	24	24	
15	28	28	28	28	28	28	28	28	28	2	28	28	28	28	5	98	98	98	98	98	98	98	98	98	98	11	98	14	14	14	24	22	22	14	14	25	25	25	28	28	28	
16	41	41	41	41	41	41	41	41	41	24	98	98	98	6	28	28	28	28	28	28	28	28	28	28	28	28	14	98	98	98	98	24	24	24	24	24	24	24	98	98	98	
17	17	17	17	17	17	17	48	17	17	5	6	6	6	98	98	29	29	29	29	29	29	29	29	29	29	29	28	28	28	22	22	98	28	28	28	28	28	28	48	48	48	
18	29	48	48	48	48	48	17	48	48	98	17	17	17	41	17	14	14	14	48	48	48	48	48	48	48	48	48	22	22	28	28	28	98	98	98	98	98	98	7	7	7	
19	48	29	29	29	29	29	29	29	29	17	41	41	41	17	41	48	48	48	14	14	14	14	14	14	14	14	22	48	48	48	48	48	48	48	48	48	48	29	29	29		
20	4	26	26	26	26	26	26	26	26	41	4	4	4	4	4	7	7	7	7	7	7	7	7	7	7	7	7	29	29	7	7	7	7	7	7	7	7	7	7	26	26	26
21	26	4	4	4	4	4	4	4	4	4	29	29	29	29	29	22	22	22	22	22	22	22	22	22	22	22	7	7	7	7	29	29	29	29	29	29	29	29	29	29	25	25
22	25	25	25	25	25	25	25	25	25	48	48	48	48	48	48	63	63	63	63	63	63	63	63	63	63	63	63	63	63	63	63	63	63	63	63	63	63	63	63	63	63	63
23	7	7	7	7	7	7	7	7	7	7	7	7	7	14	14																											
24	14	14	14	14	14	14	14	14	14	14	14	14	14	7	7																											
25	63	63	63	63	63	63	63	63	63	63	63	63	63	63	63	63	63	63	63	63	63	63	63	63	63	63	63	63	63	63	63	63	63	63	63	63	63	63	63	63	63	63
26																																										
27																																										
28																																										
29																																										
30																																										
31																																										

Pit Stop Fastest Lap Lapped Car

**Event:** 2015 Indianapolis 500  
**Track:** Indianapolis Motor Speedway  
**Report:** Event Summary  
**Series:** Verizon IndyCar Series

**Round 6**  
**2.5 mile(s)**  
**May 24, 2015**

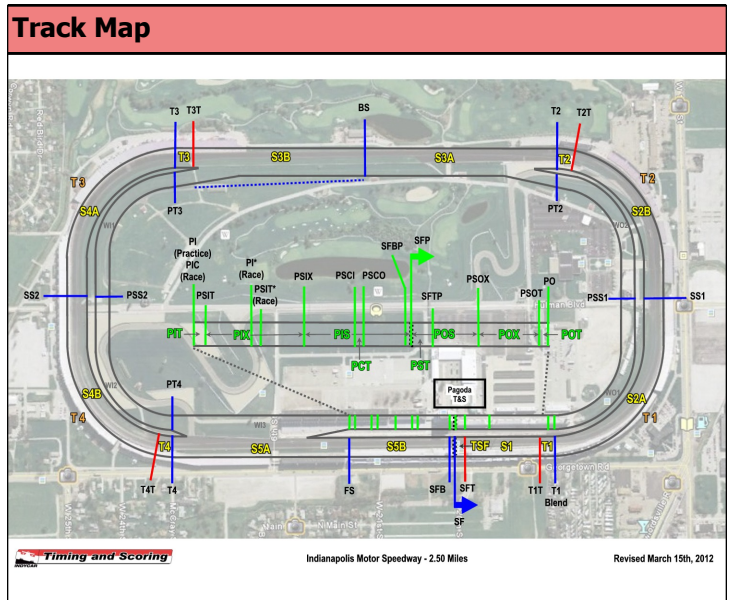


Top Ten of Race							
P	#	Driver	CAET	Laps	Diff	Avg Spd	PS
1	2	Montoya, Juan Pablo	D/C/C/F	200	--:----	161.341	9
2	1	Power, Will	D/C/C/F	200	0.1046	161.339	6
3	83	Kimball, Charlie	D/C/C/F	200	0.7950	161.329	6
4	9	Dixon, Scott	D/C/C/F	200	1.0292	161.326	6
5	15	Rahal, Graham	D/H/H/F	200	2.3122	161.307	6
6	27	Andretti, Marco	D/H/H/F	200	2.5388	161.304	6
7	3	Castroneves, Helio	D/C/C/F	200	2.7821	161.300	6
8	6	Hildebrand, JR	D/C/C/F	200	3.5631	161.289	7
9	21	Newgarden, Josef	D/C/C/F	200	4.0281	161.282	6
10	22	Pagnaud, Simon	D/C/C/F	200	4.2148	161.280	7

Race Summary	
See media reports for additional information.	
<b>Lap Stats:</b>	Total Laps: 200 Green Laps: 153 Caution Laps: 47
<b>Race Stats:</b>	Time: 03:05:56 Avg Spd: 161.341 mph
<b>Lead Changes:</b>	37 among 10 drivers
<b>Best Lap:</b>	226.712 mph (39.6979 sec) on lap 102 by 83 - Kimball, Charlie
<b>Best Lead Lap:</b>	224.767 mph ( 40.0415 sec) on lap 22 by 10 - Tony Kanaan
<b>Most Improved:</b>	5 - Briscoe, Ryan Improved 19 positions (Started 31 / Finished 12)

Top Five of Each Session				
<b>Practice 1</b>				
		<b>CAET</b>	<b>Time</b>	<b>Speed</b>
1	8	Karam, Sage	D/C/C/F	39.8579
2	9	Dixon, Scott	D/C/C/F	39.9480
3	10	Kanaan, Tony	D/C/C/F	39.9615
4	27	Andretti, Marco	D/H/H/F	39.9674
5	6	Hildebrand, JR	D/C/C/F	40.0428
<b>Practice 2</b>				
		<b>CAET</b>	<b>Time</b>	<b>Speed</b>
1	3	Castroneves, Helio	D/C/C/F	39.5580
2	22	Pagnaud, Simon	D/C/C/F	39.5809
3	9	Dixon, Scott	D/C/C/F	39.6880
4	25	Wilson, Justin	D/H/H/F	39.7022
5	24	Bell, Townsend	D/C/C/F	39.7317
<b>Practice 3</b>				
		<b>CAET</b>	<b>Time</b>	<b>Speed</b>
1	26	Munoz, Carlos	D/H/H/F	39.1098
2	24	Bell, Townsend	D/C/C/F	39.3066
3	10	Kanaan, Tony	D/C/C/F	39.4439
4	19	Davison, James	D/H/H/F	39.4663
5	8	Karam, Sage	D/C/C/F	39.5046
<b>Practice 4</b>				
		<b>CAET</b>	<b>Time</b>	<b>Speed</b>
1	22	Pagnaud, Simon	D/C/C/F	39.3369
2	26	Munoz, Carlos	D/H/H/F	39.4518
3	8	Karam, Sage	D/C/C/F	39.5287
4	9	Dixon, Scott	D/C/C/F	39.5371
5	10	Kanaan, Tony	D/C/C/F	39.5557
<b>Practice 5</b>				
		<b>CAET</b>	<b>Time</b>	<b>Speed</b>
1	22	Pagnaud, Simon	D/C/C/F	39.0121
2	9	Dixon, Scott	D/C/C/F	39.0193
3	10	Kanaan, Tony	D/C/C/F	39.0529
4	27	Andretti, Marco	D/H/H/F	39.0774
5	1	Power, Will	D/C/C/F	39.0954
<b>Practice 6</b>				
		<b>CAET</b>	<b>Time</b>	<b>Speed</b>
1	3	Castroneves, Helio	D/C/C/F	38.5482
2	6	Hildebrand, JR	D/C/C/F	38.6291
3	22	Pagnaud, Simon	D/C/C/F	38.8068
4	1	Power, Will	D/C/C/F	38.8086
5	2	Montoya, Juan Pablo	D/C/C/F	38.8382
<b>Qualifications - Rained Out</b>				
		<b>CAET</b>	<b>Time</b>	<b>Speed</b>
1	9	Dixon, Scott	D/C/C/F	38.9010
2	28	Hunter-Reay, Ryan	D/H/H/F	39.0960
3	18	Huertas, Carlos	D/H/H/F	39.4016
<b>Qualifications - Group 2</b>				
		<b>CAET</b>	<b>Time</b>	<b>Speed</b>
1	41	Hawksworth, Jack	D/H/H/F	40.1940
2	4	Coletti, Stefano	D/C/C/F	40.5064
3	88	Clauson, Bryan	D/C/C/F	40.6344
4	91	Lazier, Buddy	D/C/C/F	40.8364
<b>Practice 7</b>				
		<b>CAET</b>	<b>Time</b>	<b>Speed</b>
1	9	Dixon, Scott	D/C/C/F	38.6264
2	1	Power, Will	D/C/C/F	38.7733
3	20	Carpenter, Ed	D/C/C/F	38.8255
4	28	Hunter-Reay, Ryan	D/H/H/F	38.8478
5	14	Sato, Takuma	D/H/H/F	38.8766

Session Statistics				
Session	Laps	Miles	T of S	Forecast
Practice 1	1094	2735.00	02:45:07	None
Practice 2	1958	4895.00	05:56:06	None
Practice 3	2146	5365.00	06:00:21	None
Practice 4	1995	4987.50	05:58:59	None
Practice 5	1055	2637.50	05:58:01	None
Practice 6	301	752.50	01:29:01	None
Qualifications - Rained Out	9	22.50	00:34:12	None
Qualifications - Group 2	21	52.50	00:44:47	None
Practice 7	128	320.00	03:53:51	None
Practice 8	502	1255.00	01:00:37	None
Practice Final	1195	2987.50	01:00:38	None
Race	5589	13972.50	03:06:42	None
Qualifications	132	330.00	02:27:49	None
Practice 9	405	1012.50	01:52:33	None
Practice 10	1449	3622.50	01:45:25	None
Practice 11	21	52.50	00:40:36	None
<b>Totals</b>	<b>18000</b>			<b>45000.00</b>



<b>Practice 8</b>		<b>CAET</b>	<b>Time</b>	<b>Speed</b>	<b>Laps</b>
1	1 Power, Will	D/C/C/F	39.5818	227.377	19
2	41 Hawksworth, Jack	D/H/H/F	39.5924	227.316	9
3	22 Pagnaud, Simon	D/C/C/F	39.6716	226.863	13
4	7 Jakes, James	D/H/H/F	39.6853	226.784	13
5	3 Castroneves, Helio	D/C/C/F	39.6932	226.739	16
<b>Practice Final</b>		<b>CAET</b>	<b>Time</b>	<b>Speed</b>	<b>Laps</b>
1	1 Power, Will	D/C/C/F	39.2978	229.020	46
2	9 Dixon, Scott	D/C/C/F	39.3727	228.585	44
3	10 Kanaan, Tony	D/C/C/F	39.3891	228.490	39
4	22 Pagnaud, Simon	D/C/C/F	39.3945	228.458	36
5	14 Sato, Takuma	D/H/H/F	39.4318	228.242	38
<b>Qualifications</b>		<b>CAET</b>	<b>Time</b>	<b>Speed</b>	<b>Laps</b>
1	9 Dixon, Scott	D/C/C/F	39.6404	227.041	4
2	1 Power, Will	D/C/C/F	39.7283	226.539	4
3	10 Kanaan, Tony	D/C/C/F	39.7516	226.406	4
4	22 Pagnaud, Simon	D/C/C/F	39.7730	226.284	4
5	25 Wilson, Justin	D/H/H/F	39.8854	225.646	4
<b>Practice 9</b>		<b>CAET</b>	<b>Time</b>	<b>Speed</b>	<b>Laps</b>
1	22 Pagnaud, Simon	D/C/C/F	39.9538	225.260	12
2	25 Wilson, Justin	D/H/H/F	39.9545	225.256	11
3	1 Power, Will	D/C/C/F	39.9651	225.196	27
4	48 Tagliani, Alex	D/H/H/F	40.1115	224.375	10
5	32 Servia, Oriol	D/H/H/F	40.1149	224.356	24
<b>Practice 10</b>		<b>CAET</b>	<b>Time</b>	<b>Speed</b>	<b>Laps</b>
1	8 Karam, Sage	D/C/C/F	39.5029	227.831	72
2	9 Dixon, Scott	D/C/C/F	39.7278	226.542	66
3	6 Hildebrand, JR	D/C/C/F	39.7688	226.308	49
4	19 Davison, James	D/H/H/F	39.8038	226.109	63
5	10 Kanaan, Tony	D/C/C/F	39.8285	225.969	64
<b>Practice 11</b>		<b>CAET</b>	<b>Time</b>	<b>Speed</b>	<b>Laps</b>
1	5 Briscoe, Ryan	D/H/H/F	40.8849	220.130	21

Full box score pending verification of results.

(C)hassis: D=Dallara | (A)erokit: C=Chevy, H=Honda | (E)ngine: C=Chevy, H=Honda | (T)ire: F=Firestone

**Event:** 2015 Indianapolis 500  
**Track:** Indianapolis Motor Speedway  
**Report:** Section Data Report  
**Session:** Qualifications - Rained Out

**Round 6**  
**2.5 mile(s)**

**Verizon IndyCar Series**  
**May 16, 2015**



**Section Data for Car 18 - Huertas, Carlos**

Lap	T/SF to T1	T1 to T2	T1 to SS1	SS1 to T2	T2 to T3	T2 to BS	BS to T3	T3 to T4	T3 to SS2	SS2 to T4	T4 to SF	T4 to FS	FS to SF	Lap	PO to SF	
1	T	2.9264	9.9512	4.9557	4.9955	9.7343	4.8994	4.8349	9.9185	4.9306	4.9879	6.8816	2.8975	3.9841	39.4120	44.5216
	S	230.193	226.103	227.011	225.203	231.141	229.620	232.683	226.849	228.167	225.546	229.069	228.253	229.663	228.357	187.019
2	T	2.9208	9.9464	4.9522	4.9942	9.7224	4.8921	4.8303	9.9228	4.9273	4.9955	6.8892	2.9051	3.9841	39.4016	
	S	230.634	226.212	227.172	225.261	231.424	229.963	232.905	226.751	228.320	225.203	228.817	227.656	229.663	228.417	
3	T	2.9179	9.9598	4.9531	5.0067	9.7426	4.9070	4.8356	9.9357	4.9352	5.0005	6.8980	2.9120	3.9860	39.4540	
	S	230.863	225.908	227.130	224.699	230.945	229.264	232.650	226.456	227.954	224.978	228.525	227.117	229.553	228.114	
4	T	2.9169	9.9640	4.9573	5.0067	9.7480	4.9092	4.8388	9.9348	4.9347	5.0001	6.9009	2.9116	3.9893	39.4646	
	S	230.943	225.813	226.938	224.699	230.817	229.162	232.496	226.477	227.977	224.996	228.429	227.148	229.364	228.052	
5	T	3.0360	12.1767	5.9673	6.2094		5.8898									
	S	221.883	184.779	188.527	181.177		191.008									

**Event:** 2015 Indianapolis 500  
**Track:** Indianapolis Motor Speedway  
**Report:** Section Data Report  
**Session:** Qualifications - Rained Out

**Round 6**  
**2.5 mile(s)**

**Verizon IndyCar Series**  
**May 16, 2015**



**Section Data for Car 18 - Huertas, Carlos**

Lap	T/SF to PI	
1	T	
	S	
2	T	
	S	
3	T	
	S	
4	T	
	S	
5	T	55.5585
	S	149.038

Event: 2015 Indianapolis 500  
Track: Indianapolis Motor Speedway  
Report: Section Data Report  
Session: Qualifications - Rained Out

Round 6  
2.5 mile(s)  
Verizon IndyCar Series  
May 16, 2015



Section Data for Car 28 - Hunter-Reay, Ryan

Lap	T/SF to T1	T1 to T2	T1 to SS1	SS1 to T2	T2 to T3	T2 to BS	BS to T3	T3 to T4	T3 to SS2	SS2 to T4	T4 to SF	T4 to FS	FS to SF	Lap	PO to SF
1	T	2.8950	9.8762	4.9170	4.9592	9.6444	4.8530	4.7914	9.8438	4.8837	4.9601	6.8366	2.8842	39.0960	43.8587
	S	232.690	227.820	228.798	226.851	233.296	231.815	234.796	228.570	230.358	226.810	230.577	229.306	231.505	230.203
2	T	2.8891	9.8747	4.9134	4.9613	9.6481	4.8612	4.7869	9.8475	4.8835	4.9640	6.8478	2.8909	39.1072	
	S	233.165	227.855	228.966	226.755	233.207	231.424	235.016	228.484	230.368	226.632	230.200	228.774	231.242	230.137
3	T	2.8908	9.9005	4.9221	4.9784	9.6707	4.8853	4.7854	9.8718	4.8939	4.9779	6.8633	2.8985	39.1971	
	S	233.028	227.261	228.561	225.976	232.662	230.283	235.090	227.922	229.878	225.999	229.680	228.174	230.781	229.609
4	T	2.8949	9.9149	4.9284	4.9865	9.6801	4.8908	4.7893	9.8710	4.8914	4.9796	6.8663	2.8994	39.2272	
	S	232.698	226.931	228.269	225.609	232.436	230.024	234.899	227.940	229.996	225.922	229.580	228.104	230.659	229.433
5	T	2.9660	11.1677	5.4627	5.7050		5.4702								
	S	227.119	201.474	205.942	197.195		205.660								

**Event:** 2015 Indianapolis 500  
**Track:** Indianapolis Motor Speedway  
**Report:** Section Data Report  
**Session:** Qualifications - Rained Out

**Round 6**  
**2.5 mile(s)**

**Verizon IndyCar Series**  
**May 16, 2015**



**Section Data for Car 28 - Hunter-Reay, Ryan**

Lap	T/SF to PI	
1	T	
	S	
2	T	
	S	
3	T	
	S	
4	T	
	S	
5	T	50.6319
	S	163.540

**Event:** 2015 Indianapolis 500  
**Track:** Indianapolis Motor Speedway  
**Report:** Section Data Report  
**Session:** Qualifications - Rained Out

**Round 6**  
**2.5 mile(s)**

**Verizon IndyCar Series**  
**May 16, 2015**



**Section Data for Car 9 - Dixon, Scott**

Lap	T/SF to T1	T1 to T2	T1 to SS1	SS1 to T2	T2 to T3	T2 to BS	BS to T3	T3 to T4	T3 to SS2	SS2 to T4	T4 to SF	T4 to FS	FS to SF	Lap	PO to SF	
1	T	2.8862	9.8186	4.8892	4.9294	9.6013	4.8386	4.7627	9.7811	4.8489	4.9322	6.8138	2.8722	3.9416	38.9010	48.9270
	S	233.399	229.157	230.099	228.223	234.343	232.505	236.211	230.035	232.011	228.093	231.349	230.264	232.139	231.357	170.179
2	T	4.3199	17.6840	8.6310	9.0530	20.3199	9.8769	10.4430	22.7687	11.1356	11.6331	7.7386	2.9297	4.8089	39.8334	
	S	155.938	127.234	130.344	124.268	110.729	113.902	107.728	98.820	101.027	96.707	203.701	225.744	190.272	225.941	

**Event:** 2015 Indianapolis 500  
**Track:** Indianapolis Motor Speedway  
**Report:** Section Data Report  
**Session:** Qualifications - Rained Out

**Round 6**  
**2.5 mile(s)**

**Verizon IndyCar Series**  
**May 16, 2015**








**Section Data for Car 9 - Dixon, Scott**

Lap	T/SF to PI	
1	T	
	S	
2	T	75.6193
	S	109.500

## Report Support Information

Section Legend	
Name	Length
SF to T1	0.187121 miles
T1 to T2	0.625000 miles
T1 to SS1	0.312500 miles
SS1 to T2	0.312500 miles
T2 to T3	0.625000 miles
T2 to BS	0.312500 miles
BS to T3	0.312500 miles
T3 to T4	0.625000 miles
T3 to SS2	0.312500 miles
SS2 to T4	0.312500 miles
T4 to SF	0.437879 miles
T4 to FS	0.183712 miles
FS to SF	0.254167 miles
Lap	2.500000 miles
PI to PO	0.387689 miles
PO to SF	2.312879 miles
SF to PI	2.300095 miles
PO to BS	0.937500 miles
BS to PI	1.175473 miles
PO to PI	2.112973 miles

Color Legend	
	Fastest Lap
	Section Under Caution
	Section Under Green
	Section Time Data
	Section Speed Data

